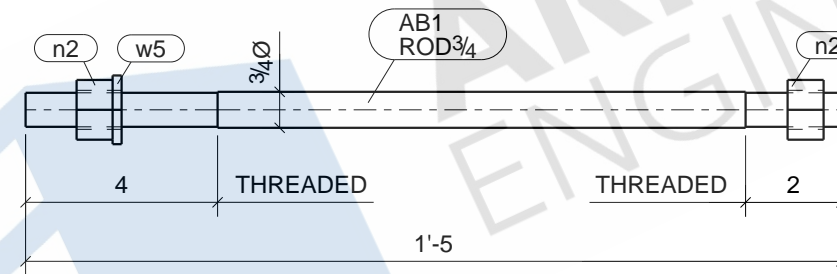


BILL OF MATERIAL

MARK	QTY	DESCRIPTION	LENGTH	WEIGHT	REMARKS
AB1	24	ANCHOR_RODS			SQ-2
AB1	24	ROD3/4"	1'-5"	44	NO PAINT F1554-GR.36
	48	3/4_HEAVY_HEX_NUT		9	
	24	3/4_WASHER		1	
TOTAL WEIGHT THIS DRAWING				44	

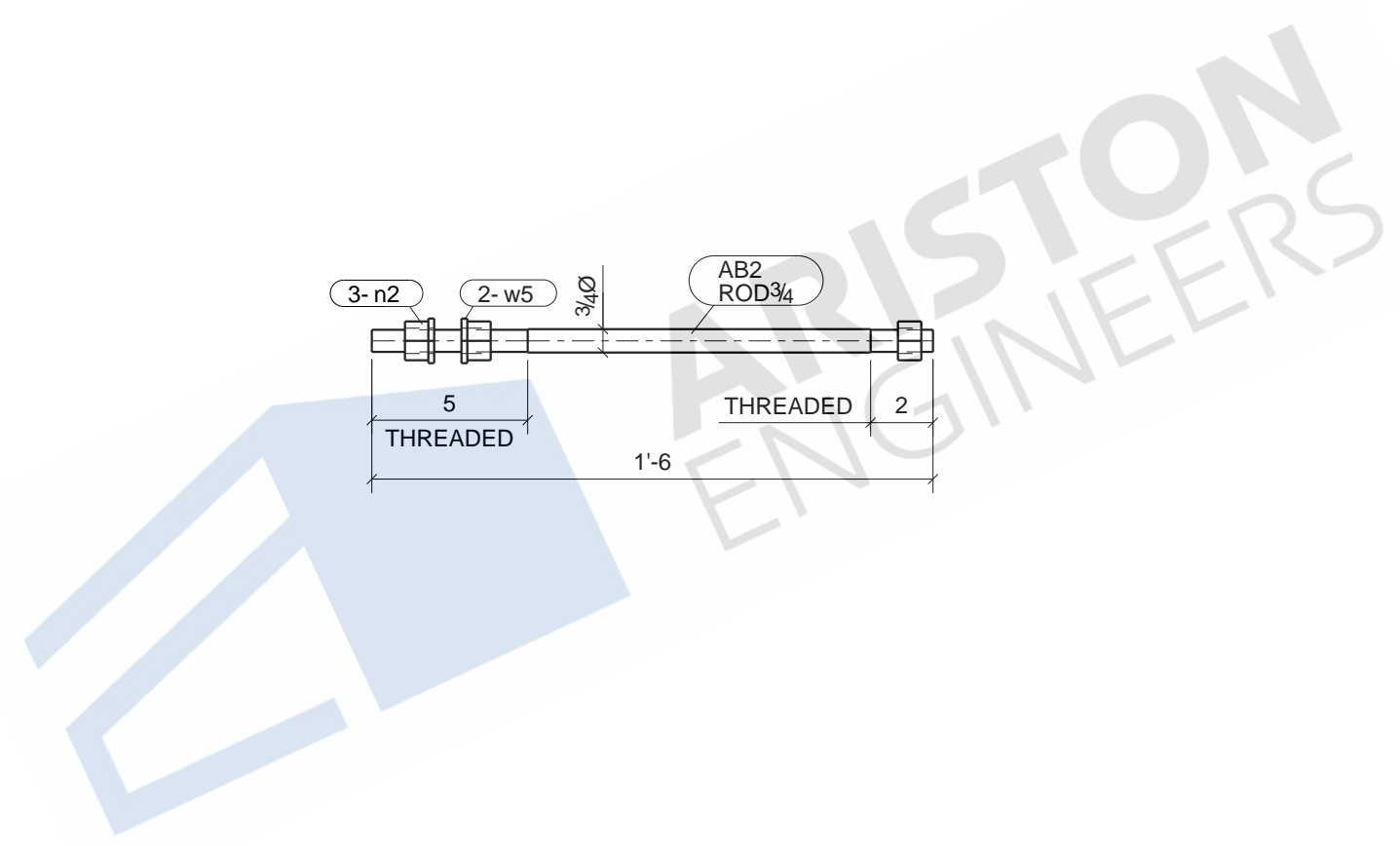
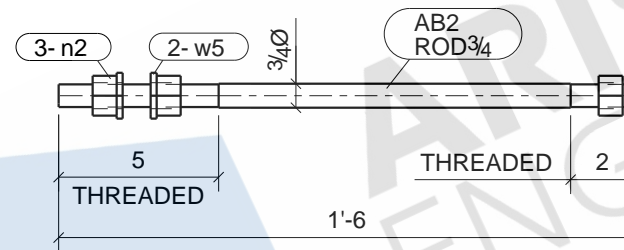


24 - ANCHOR_RODS - AB1

BOLT : 3/4" A325N UNO		MATERIAL	
HOLES : 13/16" UNO		W SHAPES = A992 TUBES = A500 (46 KSI) SHOP PREP PER SPECS	
WELD : E-70XX		FINISH : NO PAINT	
REVISIONS		ITEM	AB1 - ANCHOR_ROD
NO	DESCRIPTION	DATE	JOB A NEW CONVENIENCE STORE FOR EXPRESS MART
			ARCH
			CONTR
	DWN : ARP	DATE:	CHK'D:ASM DATE:
	JOB#		DWG NO. AB1

BILL OF MATERIAL

MARK	QTY	DESCRIPTION	LENGTH	WEIGHT	REMARKS
AB2	12	ANCHOR_RODS			SQ-2
AB2	12	ROD3/4"	1'-6"	23	NO PAINT F1554-GR.36
	36	3/4_HEAVY_HEX_NUT		6	
	24	3/4_WASHER		1	
TOTAL WEIGHT THIS DRAWING				23	

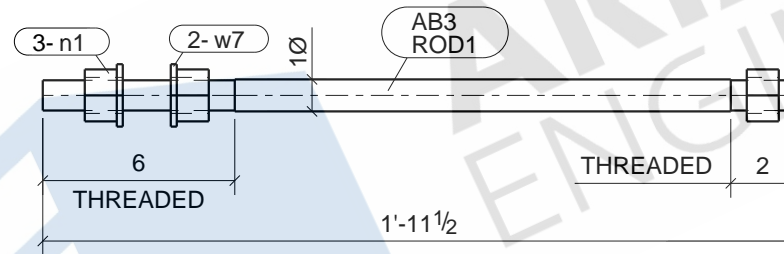


BOLT : 3/4" A325N UNO		MATERIAL	
HOLES : 13/16" UNO		W SHAPES = A992 TUBES = A500 (46 KSI) SHOP PREP PER SPECS	
WELD : E-70XX		FINISH : NO PAINT	
REVISIONS		ITEM	AB2 - ANCHOR_ROD
NO	DESCRIPTION	DATE	JOB A NEW CONVENIENCE STORE FOR EXPRESS MART
			ARCH
			CONTR
	DWN : ARP	DATE:	CHK'D:ASM DATE:
	JOB#		DWG NO. AB2

12 - ANCHOR_RODS - AB2

BILL OF MATERIAL

MARK	QTY	DESCRIPTION	LENGTH	WEIGHT	REMARKS
AB3	16	ANCHOR_RODS			SQ-2
AB3	16	ROD1"	1'-11 1/2"	77	NO PAINT F1554-GR.36
	48	1_HEAVY_HEX_NUT		18	
	32	1_WASHER		4	
TOTAL WEIGHT THIS DRAWING				77	

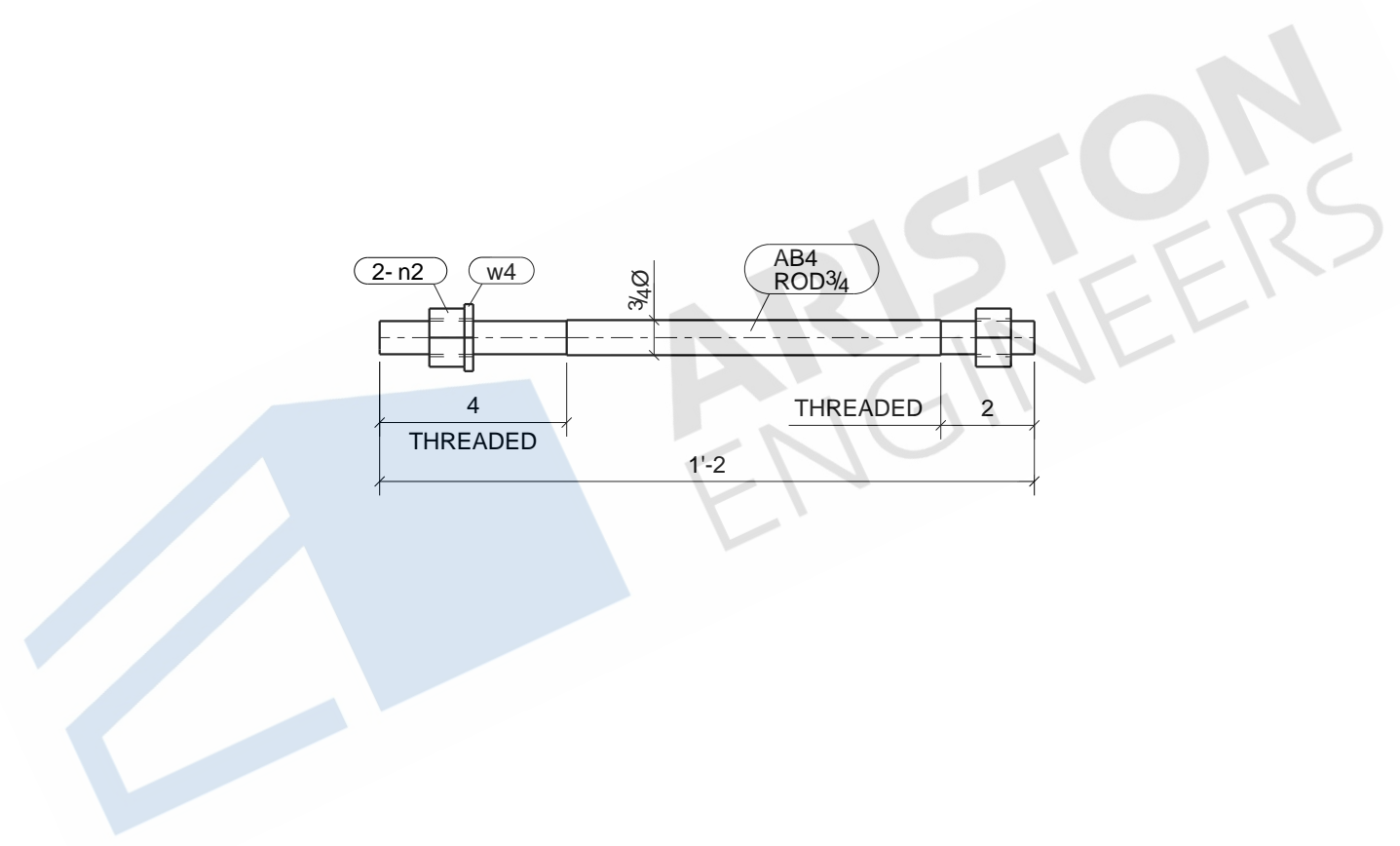
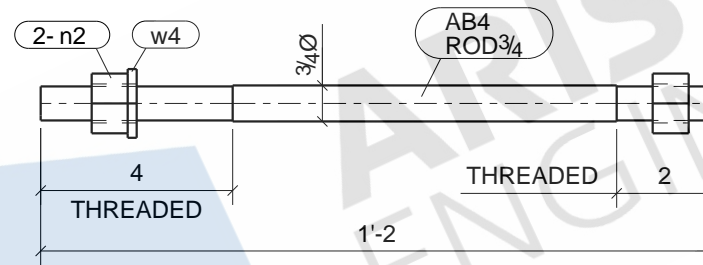


BOLT : 3/4" A325N UNO		MATERIAL	
HOLES : 13/16" UNO		W SHAPES = A992 TUBES = A500 (46 KSI) SHOP PREP PER SPECS	
WELD : E-70XX		FINISH : NO PAINT	
REVISIONS		ITEM	AB3 - ANCHOR_ROD
NO	DESCRIPTION	DATE	JOB A NEW CONVENIENCE STORE FOR EXPRESS MART
			ARCH
			CONTR
DWN : ARP	DATE:	CHK'D: ASM	DATE:
JOB#		DWG NO.	AB3

16 - ANCHOR_RODS - AB3

BILL OF MATERIAL

MARK	QTY	DESCRIPTION	LENGTH	WEIGHT	REMARKS
AB4	8	ANCHOR_RODS			SQ-2
AB4	8	ROD3/4"	1'-2"	12	NO PAINT F1554-GR.36
	16	3/4_HEAVY_HEX_NUT		3	
	8	3/4_WASHER		0	
TOTAL WEIGHT THIS DRAWING				12	

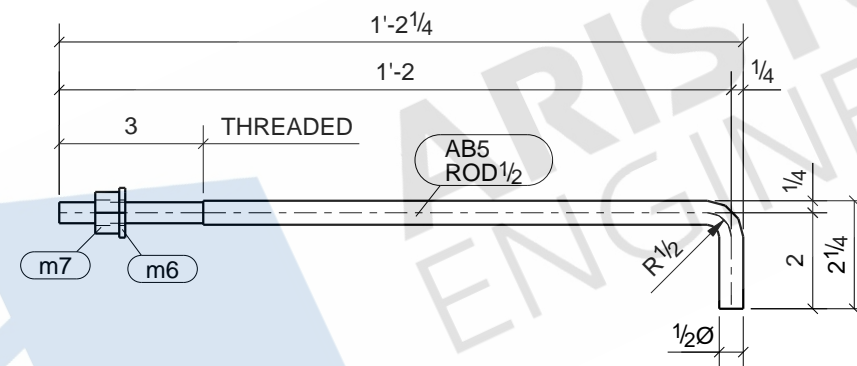


8 - ANCHOR_RODS - AB4

BOLT : 3/4" A325N UNO		MATERIAL	
HOLES : 13/16" UNO		W SHAPES = A992 TUBES = A500 (46 KSI) SHOP PREP PER SPECS	
WELD : E-70XX		FINISH : NO PAINT	
REVISIONS		ITEM	AB4 - ANCHOR_ROD
NO	DESCRIPTION	DATE	JOB A NEW CONVENIENCE STORE FOR EXPRESS MART
			ARCH
			CONTR
	DWN : ARP	DATE:	CHK'D:ASM DATE:
	JOB#		DWG NO. AB4

BILL OF MATERIAL

MARK	QTY	DESCRIPTION	LENGTH	WEIGHT	REMARKS
AB5	4	ANCHOR_RODS			SQ-2
AB5	4	ROD1/2"	1'-3 13/16"	3	NO PAINT F1554-GR.36
	4	1/2_WASHER		0	
	4	1/2_HEAVY_HEX_NUT		0	
TOTAL WEIGHT THIS DRAWING				3	

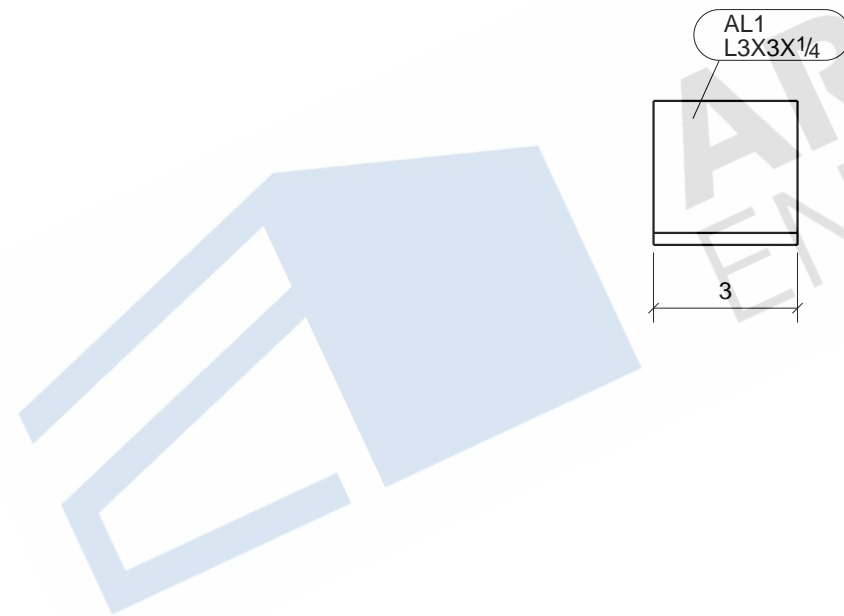


4 - ANCHOR_RODS - AB5

BOLT : 3/4" A325N UNO		MATERIAL	
HOLES : 13/16" UNO		W SHAPES = A992	
WELD : E-70XX		TUBES = A500 (46 KSI)	
FINISH : NO PAINT		SHOP PREP PER SPECS	
REVISIONS		ITEM	AB5 - ANCHOR_ROD
NO	DESCRIPTION	DATE	JOB A NEW CONVENIENCE STORE FOR EXPRESS MART
			ARCH
			CONTR
	DWN : ARP	DATE:	CHK'D:ASM DATE:
	JOB#		DWG NO. AB5

BILL OF MATERIAL

MARK	QTY	DESCRIPTION	LENGTH	WEIGHT	REMARKS
AL1	30	ANGLES			SQ-2
AL1	30	L3X3X1/4	0'-3"	37	SHOP PRIME A36
TOTAL WEIGHT THIS DRAWING				37	

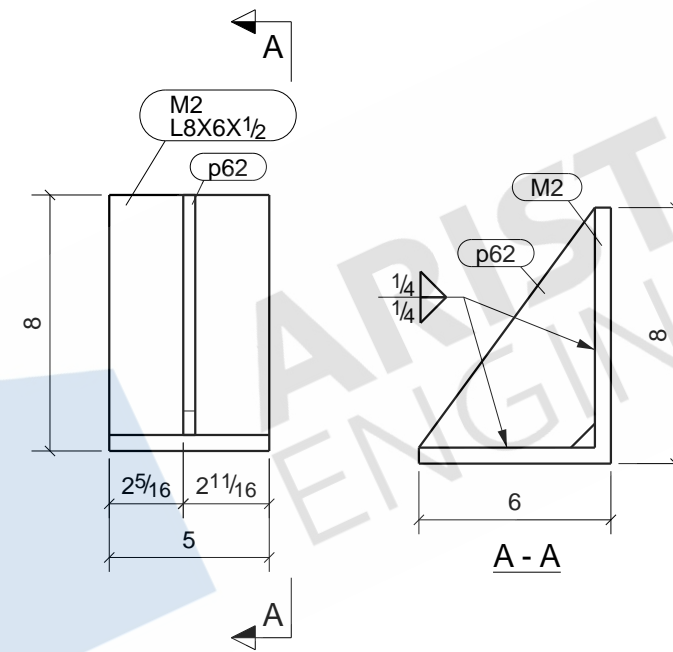


30 - ANGLES - AL1

BOLT : 3/4" A325N UNO		MATERIAL	
HOLES : 13/16" UNO		W SHAPES = A992 TUBES = A500 (46 KSI) SHOP PREP PER SPECS	
WELD : E-70XX		FINISH : SHOP PRIME	
REVISIONS		ITEM	AL1 - ANGLE
NO	DESCRIPTION	DATE	JOB A NEW CONVENIENCE STORE FOR EXPRESS MART
		ARCH	
		CONTR	
DWN : ARP		DATE:	CHK'D:ASM
JOB#			DATE:
		DWG NO.	AL1

BILL OF MATERIAL

MARK	QTY	DESCRIPTION	LENGTH	WEIGHT	REMARKS
M2	4	ANGLES			SQ-2
M2	4	L8X6X1/2	0'-5"	39	NO PAINT A36
p62	4	PL3/8"X5 1/2"	0'-7 1/2"	9	A36
TOTAL WEIGHT THIS DRAWING				47	

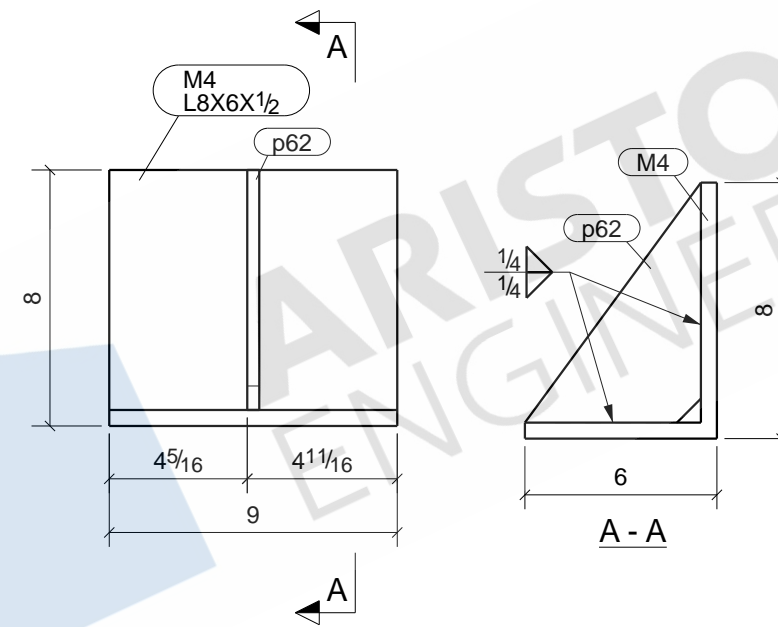


4 - ANGLES - M2

BOLT : 3/4" A325N UNO		MATERIAL	
HOLES : 13/16" UNO		W SHAPES = A992	
WELD : E-70XX		TUBES = A500 (46 KSI)	
FINISH : NO PAINT		SHOP PREP PER SPECS	
REVISIONS		ITEM	M2 - ANGLE
NO	DESCRIPTION	DATE	JOB
			A NEW CONVENIENCE STORE FOR EXPRESS MART
			ARCH
			CONTR
	DWN : ARP	DATE:	CHK'D:ASM
	JOB#		DATE:
		DWG NO.	M2

BILL OF MATERIAL

MARK	QTY	DESCRIPTION	LENGTH	WEIGHT	REMARKS
M4	2	ANGLES			SQ-2
M4	2	L8X6X1/2	0'-9"	35	NO PAINT A36
p62	2	PL3/8"X5 1/2"	0'-7 1/2"	4	A36
TOTAL WEIGHT THIS DRAWING				39	

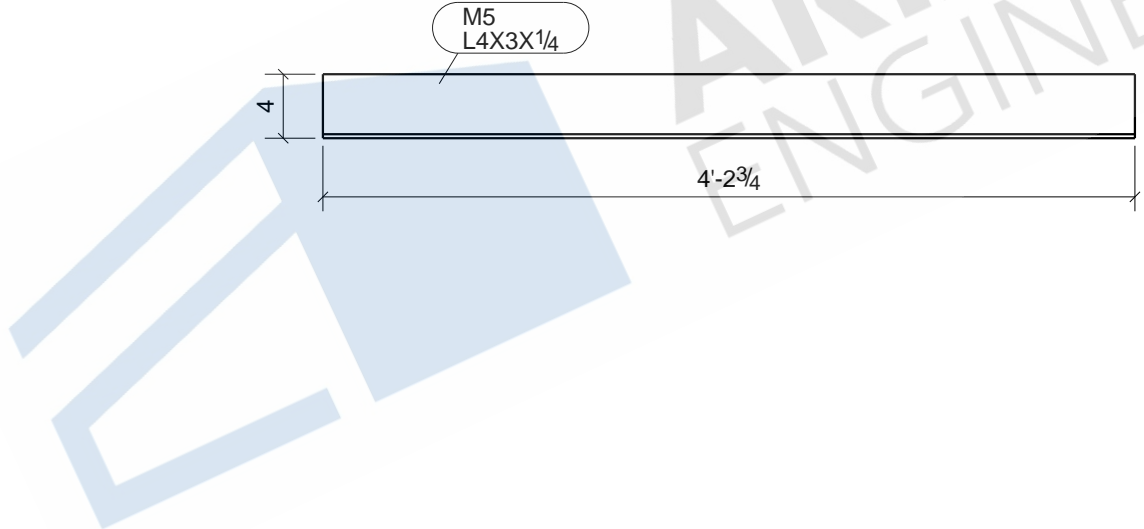


2 - ANGLES - M4

BOLT : 3/4" A325N UNO		MATERIAL	
HOLES : 13/16" UNO		W SHAPES = A992	
WELD : E-70XX		TUBES = A500 (46 KSI)	
FINISH : NO PAINT		SHOP PREP PER SPECS	
REVISIONS		ITEM	M4 - ANGLE
NO	DESCRIPTION	DATE	JOB A NEW CONVENIENCE STORE FOR EXPRESS MART
		ARCH	
		CONTR	
DWN : ARP		DATE:	CHK'D: ASM
JOB#			DATE:
		DWG NO.	M4

BILL OF MATERIAL

MARK	QTY	DESCRIPTION	LENGTH	WEIGHT	REMARKS
M5	2	ANGLES			SQ-2
M5	2	L4X3X1/4	4'-2 3/4"	49	SHOP PRIME A36
TOTAL WEIGHT THIS DRAWING				49	

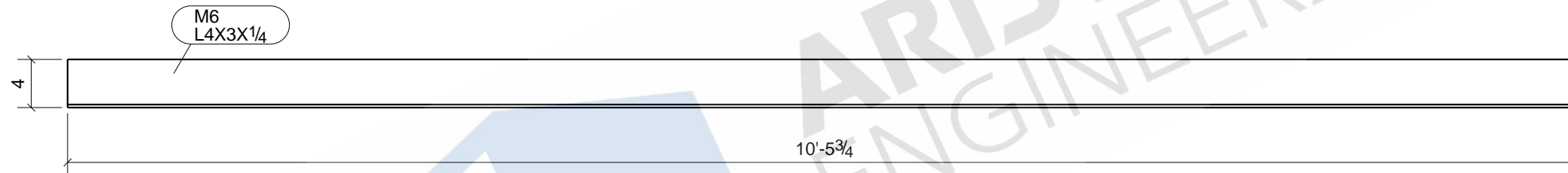


2 - ANGLES - M5

BOLT : 3/4" A325N UNO		MATERIAL	
HOLES : 13/16" UNO		W SHAPES = A992	
WELD : E-70XX		TUBES = A500 (46 KSI)	
FINISH : SHOP PRIME		SHOP PREP PER SPECS	
REVISIONS		ITEM	M5 - ANGLE
NO	DESCRIPTION	DATE	JOB A NEW CONVENIENCE STORE FOR EXPRESS MART
		ARCH	
		CONTR	
		DWN : ARP	DATE:
		CHK'D:ASM	DATE:
		JOB#	DWG NO. M5

BILL OF MATERIAL

MARK	QTY	DESCRIPTION	LENGTH	WEIGHT	REMARKS
M6	2	ANGLES			SQ-2
M6	2	L4X3X1/4	10'-5 3/4"	121	SHOP PRIME A36
TOTAL WEIGHT THIS DRAWING				121	

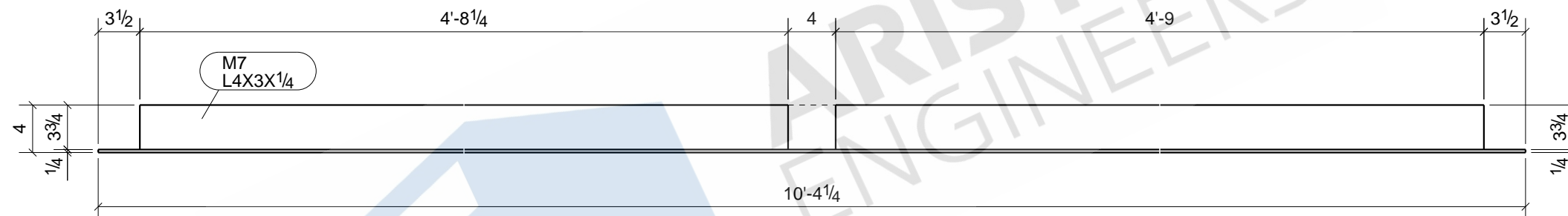


2 - ANGLES - M6

BOLT : 3/4" A325N UNO		MATERIAL	
HOLES : 13/16" UNO		W SHAPES = A992	
WELD : E-70XX		TUBES = A500 (46 KSI)	
FINISH : SHOP PRIME		SHOP PREP PER SPECS	
REVISIONS		ITEM	M6 - ANGLE
NO	DESCRIPTION	DATE	JOB A NEW CONVENIENCE STORE FOR EXPRESS MART
			ARCH
			CONTR
	DWN : ARP	DATE:	CHK'D:ASM DATE:
	JOB#		DWG NO. M6

BILL OF MATERIAL

MARK	QTY	DESCRIPTION	LENGTH	WEIGHT	REMARKS
M7	2	ANGLES			SQ-2
M7	2	L4X3X1/4	10'-4 1/4"	119	SHOP PRIME A36
TOTAL WEIGHT THIS DRAWING				119	



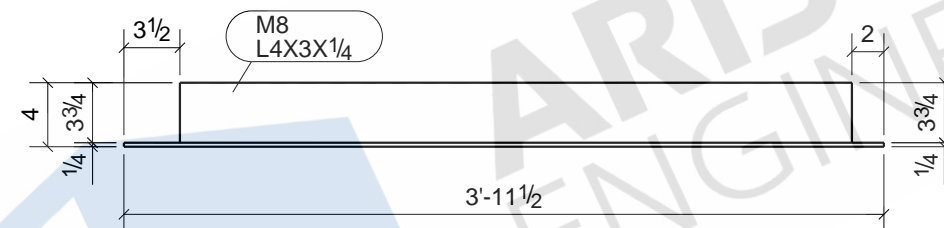
ARISTON ENGINEERS

2 - ANGLES - M7

BOLT : 3/4" A325N UNO		MATERIAL	
HOLES : 13/16" UNO		W SHAPES = A992	
WELD : E-70XX		TUBES = A500 (46 KSI)	
FINISH : SHOP PRIME		SHOP PREP PER SPECS	
REVISIONS		ITEM	M7 - ANGLE
NO	DESCRIPTION	DATE	JOB
			A NEW CONVENIENCE STORE FOR EXPRESS MART
			ARCH
			CONTR
DWN : ARP	DATE:	CHK'D: ASM	DATE:
JOB#		DWG NO.	M7

BILL OF MATERIAL

MARK	QTY	DESCRIPTION	LENGTH	WEIGHT	REMARKS
M8	2	ANGLES			SQ-2
M8	2	L4X3X1/4	3'-11 1/2"	46	SHOP PRIME A36
TOTAL WEIGHT THIS DRAWING				46	

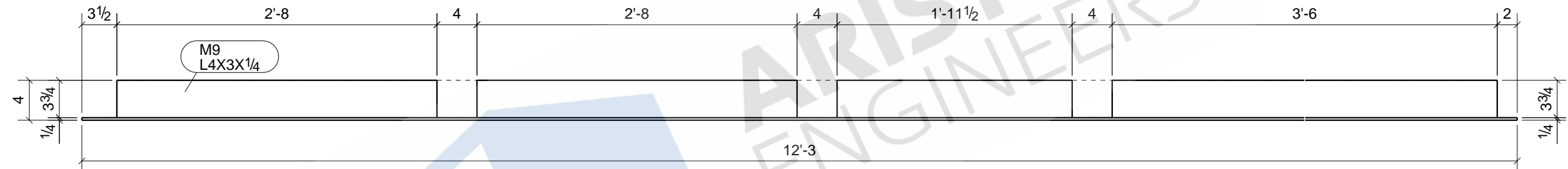


2 - ANGLES - M8

BOLT : 3/4" A325N UNO		MATERIAL	
HOLES : 13/16" UNO		W SHAPES = A992 TUBES = A500 (46 KSI) SHOP PREP PER SPECS	
WELD : E-70XX		FINISH : SHOP PRIME	
REVISIONS		ITEM	M8 - ANGLE
NO	DESCRIPTION	DATE	JOB
			A NEW CONVENIENCE STORE FOR EXPRESS MART
			ARCH
			CONTR
	DWN : ARP	DATE:	CHK'D:ASM
	JOB#		DATE:
		DWG NO.	M8

BILL OF MATERIAL

MARK	QTY	DESCRIPTION	LENGTH	WEIGHT	REMARKS
M9	3	ANGLES			SQ-2
M9	3	L4X3X1/4	12'-3"	211	SHOP PRIME A36
TOTAL WEIGHT THIS DRAWING				211	

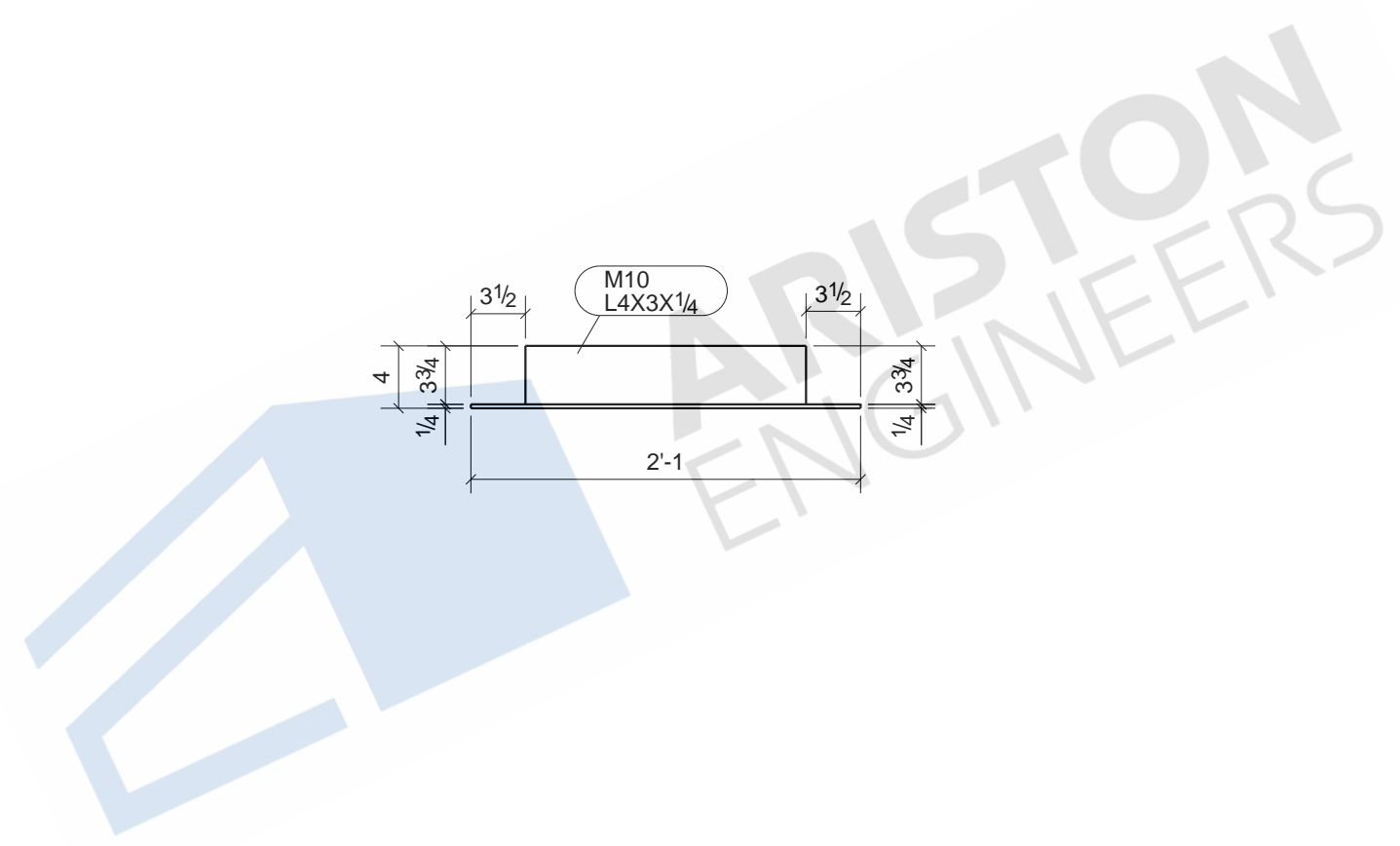
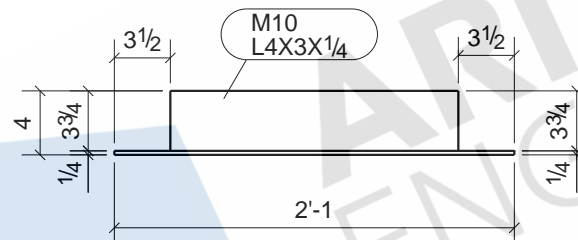


3 - ANGLES - M9

BOLT : 3/4" A325N UNO		MATERIAL	
HOLES : 13/16" UNO		W SHAPES = A992 TUBES = A500 (46 KSI) SHOP PREP PER SPECS	
WELD : E-70XX		FINISH : SHOP PRIME	
REVISIONS		ITEM	M9 - ANGLE
NO	DESCRIPTION	DATE	JOB : A NEW CONVENIENCE STORE FOR EXPRESS MART
		ARCH	
		CONTR	
DWN : ARP		DATE:	CHK'D:ASM DATE:
JOB#		DWG NO.	M9

BILL OF MATERIAL

MARK	QTY	DESCRIPTION	LENGTH	WEIGHT	REMARKS
M10	24	ANGLES			SQ-2
M10	24	L4X3X1/4	2'-1"	288	SHOP PRIME A36
TOTAL WEIGHT THIS DRAWING				288	

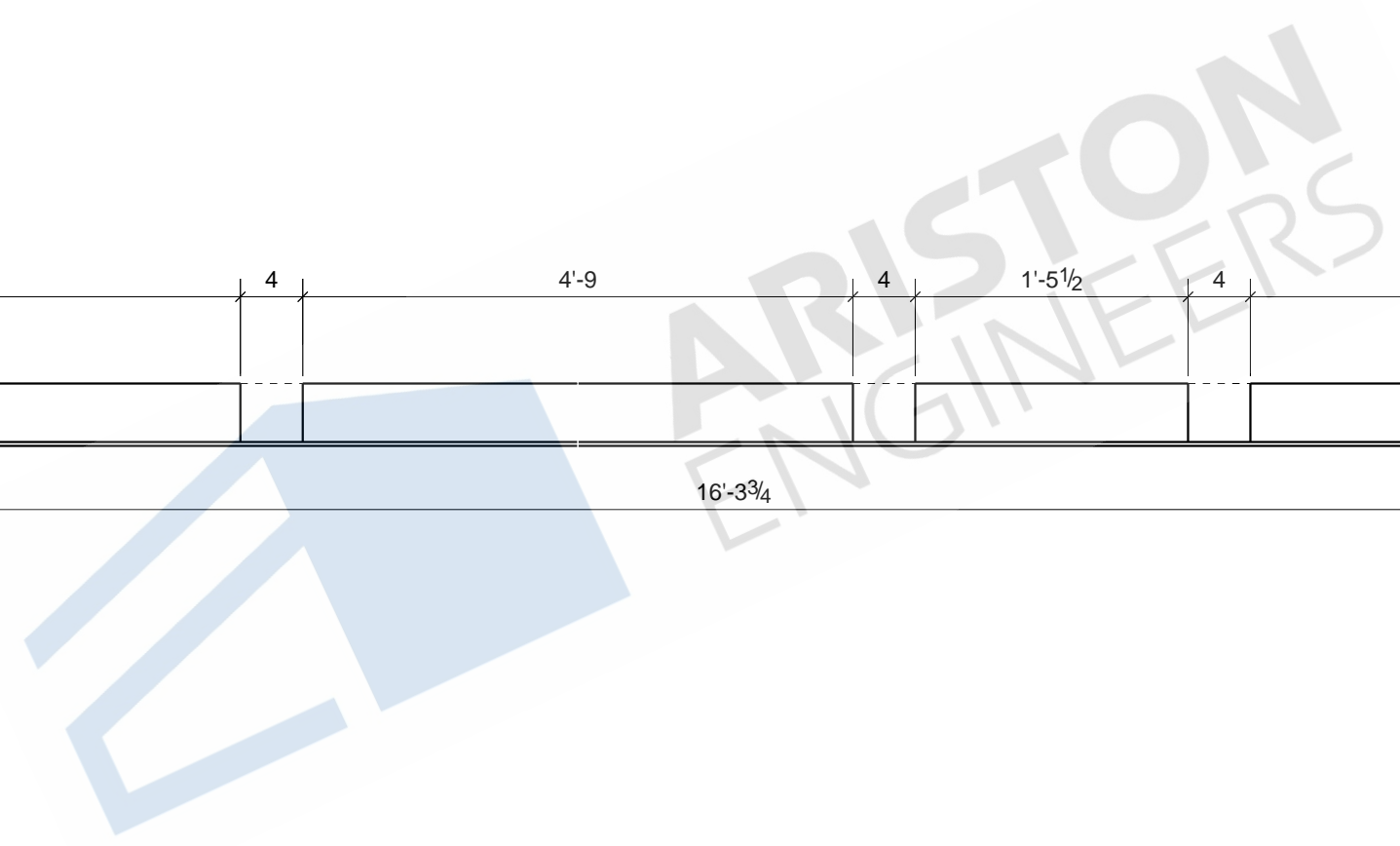
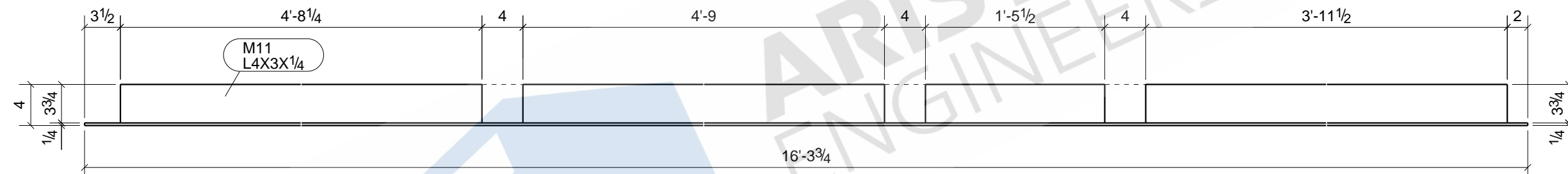


BOLT : 3/4" A325N UNO		MATERIAL	
HOLES : 13/16" UNO		W SHAPES = A992 TUBES = A500 (46 KSI) SHOP PREP PER SPECS	
WELD : E-70XX		FINISH : SHOP PRIME	
REVISIONS		ITEM	M10 - ANGLE
NO	DESCRIPTION	DATE	JOB
			A NEW CONVENIENCE STORE FOR EXPRESS MART
		ARCH	
		CONTR	
		DWN : ARP	DATE:
		CHK'D: ASM	DATE:
		JOB#	DWG NO.
			M10

24 - ANGLES - M10

BILL OF MATERIAL

MARK	QTY	DESCRIPTION	LENGTH	WEIGHT	REMARKS
M11	3	ANGLES			SQ-2
M11	3	L4X3X1/4	16'-3 3/4"	281	SHOP PRIME A36
TOTAL WEIGHT THIS DRAWING				281	


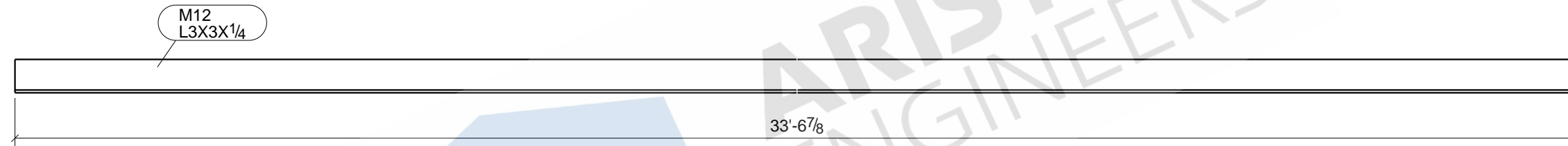


3 - ANGLES - M11

BOLT : 3/4" A325N UNO		MATERIAL	
HOLES : 13/16" UNO		W SHAPES = A992 TUBES = A500 (46 KSI) SHOP PREP PER SPECS	
WELD : E-70XX		FINISH : SHOP PRIME	
REVISIONS		ITEM	M11 - ANGLE
NO	DESCRIPTION	DATE	JOB
			A NEW CONVENIENCE STORE FOR EXPRESS MART
			ARCH
			CONTR
	DWN : ARP	DATE:	CHK'D: ASM
	JOB#		DATE:
		DWG NO.	M11

BILL OF MATERIAL

MARK	QTY	DESCRIPTION	LENGTH	WEIGHT	REMARKS
M12	2	ANGLES			SQ-2
M12	2	L3X3X1/4	33'-6 7/8"	329	SHOP PRIME A36
TOTAL WEIGHT THIS DRAWING				329	

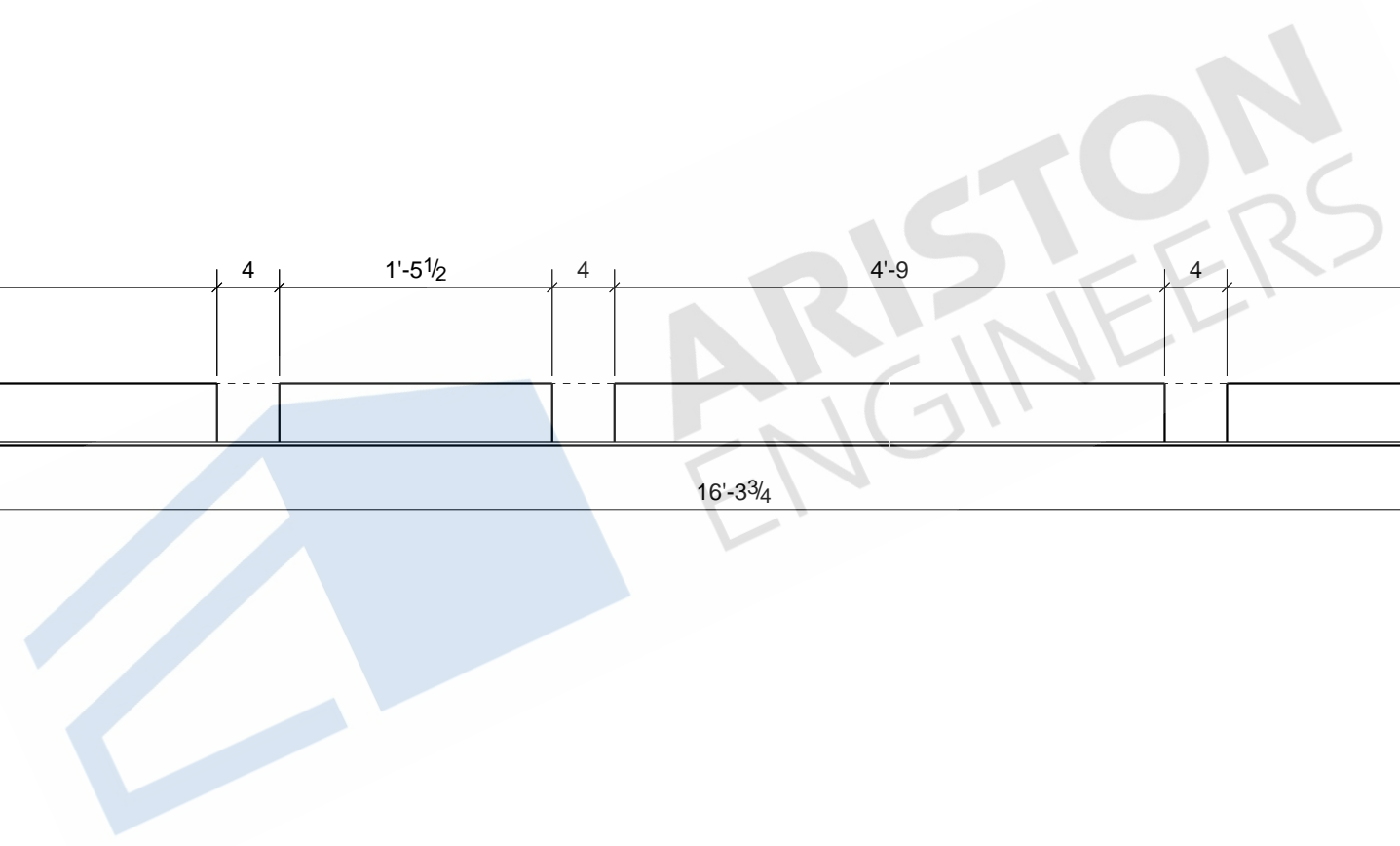
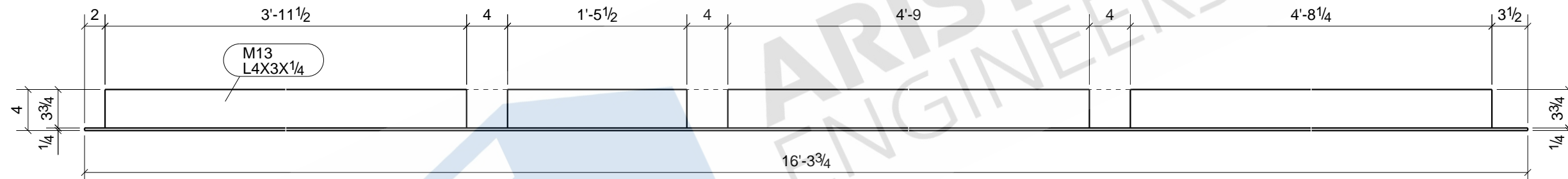


BOLT : 3/4" A325N UNO		MATERIAL	
HOLES : 13/16" UNO		W SHAPES = A992	
WELD : E-70XX		TUBES = A500 (46 KSI)	
FINISH : SHOP PRIME		SHOP PREP PER SPECS	
REVISIONS		ITEM	M12 - ANGLE
NO	DESCRIPTION	DATE	JOB
			A NEW CONVENIENCE STORE FOR EXPRESS MART
			ARCH
			CONTR
	DWN : ARP	DATE:	CHK'D:ASM
	JOB#		DATE:
		DWG NO.	M12

2 - ANGLES - M12

BILL OF MATERIAL

MARK	QTY	DESCRIPTION	LENGTH	WEIGHT	REMARKS
M13	3	ANGLES			SQ-2
M13	3	L4X3X1/4	16'-3 3/4"	281	SHOP PRIME A36
TOTAL WEIGHT THIS DRAWING				281	

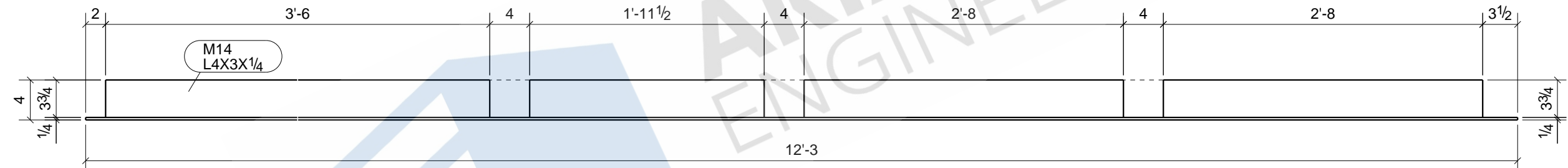


3 - ANGLES - M13

BOLT : 3/4" A325N UNO		MATERIAL	
HOLES : 13/16" UNO		W SHAPES = A992 TUBES = A500 (46 KSI) SHOP PREP PER SPECS	
WELD : E-70XX		FINISH : SHOP PRIME	
REVISIONS		ITEM	M13 - ANGLE
NO	DESCRIPTION	DATE	JOB : A NEW CONVENIENCE STORE FOR EXPRESS MART
		ARCH	
		CONTR	
DWN : ARP		DATE:	CHK'D: ASM
JOB#			DATE:
		DWG NO.	M13

BILL OF MATERIAL

MARK	QTY	DESCRIPTION	LENGTH	WEIGHT	REMARKS
M14	3	ANGLES			SQ-2
M14	3	L4X3X1/4	12'-3"	211	SHOP PRIME A36
TOTAL WEIGHT THIS DRAWING				211	

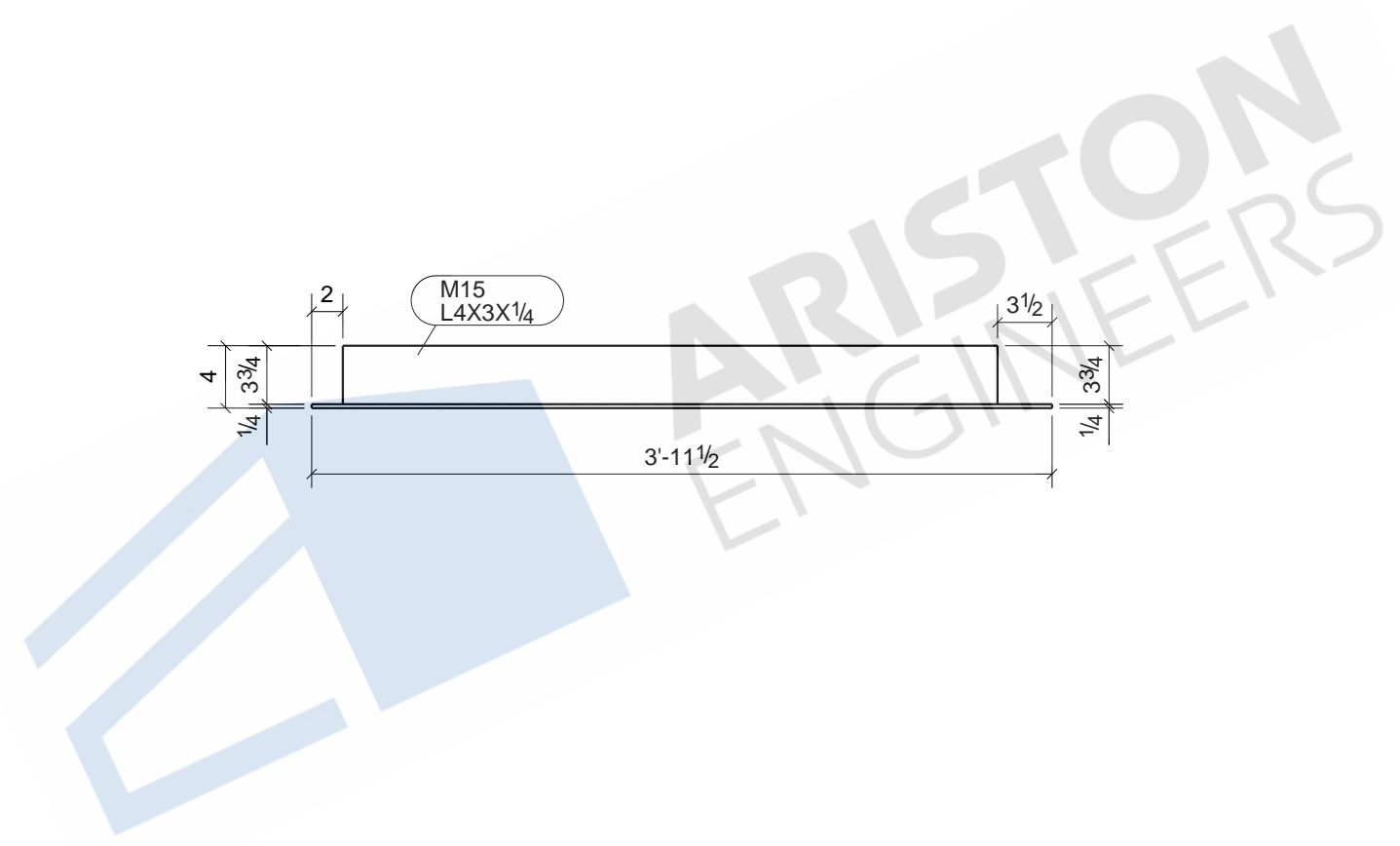
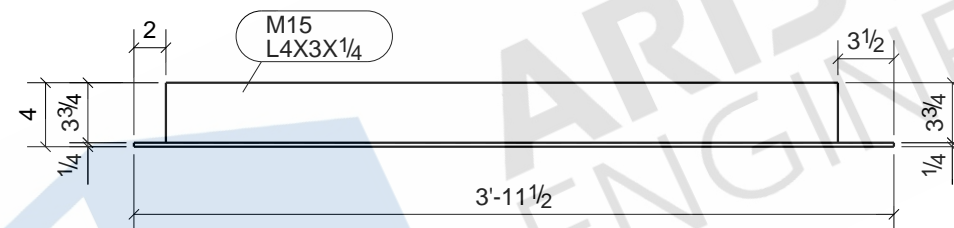


3 - ANGLES - M14

BOLT : 3/4" A325N UNO		MATERIAL	
HOLES : 13/16" UNO		W SHAPES = A992	
WELD : E-70XX		TUBES = A500 (46 KSI)	
FINISH : SHOP PRIME		SHOP PREP PER SPECS	
REVISIONS		ITEM	M14 - ANGLE
NO	DESCRIPTION	DATE	JOB A NEW CONVENIENCE STORE FOR EXPRESS MART
			ARCH
			CONTR
DWN : ARP	DATE:	CHK'D: ASM	DATE:
JOB#		DWG NO.	M14

BILL OF MATERIAL

MARK	QTY	DESCRIPTION	LENGTH	WEIGHT	REMARKS
M15	2	ANGLES			SQ-2
M15	2	L4X3X1/4	3'-11 1/2"	46	SHOP PRIME A36
TOTAL WEIGHT THIS DRAWING				46	

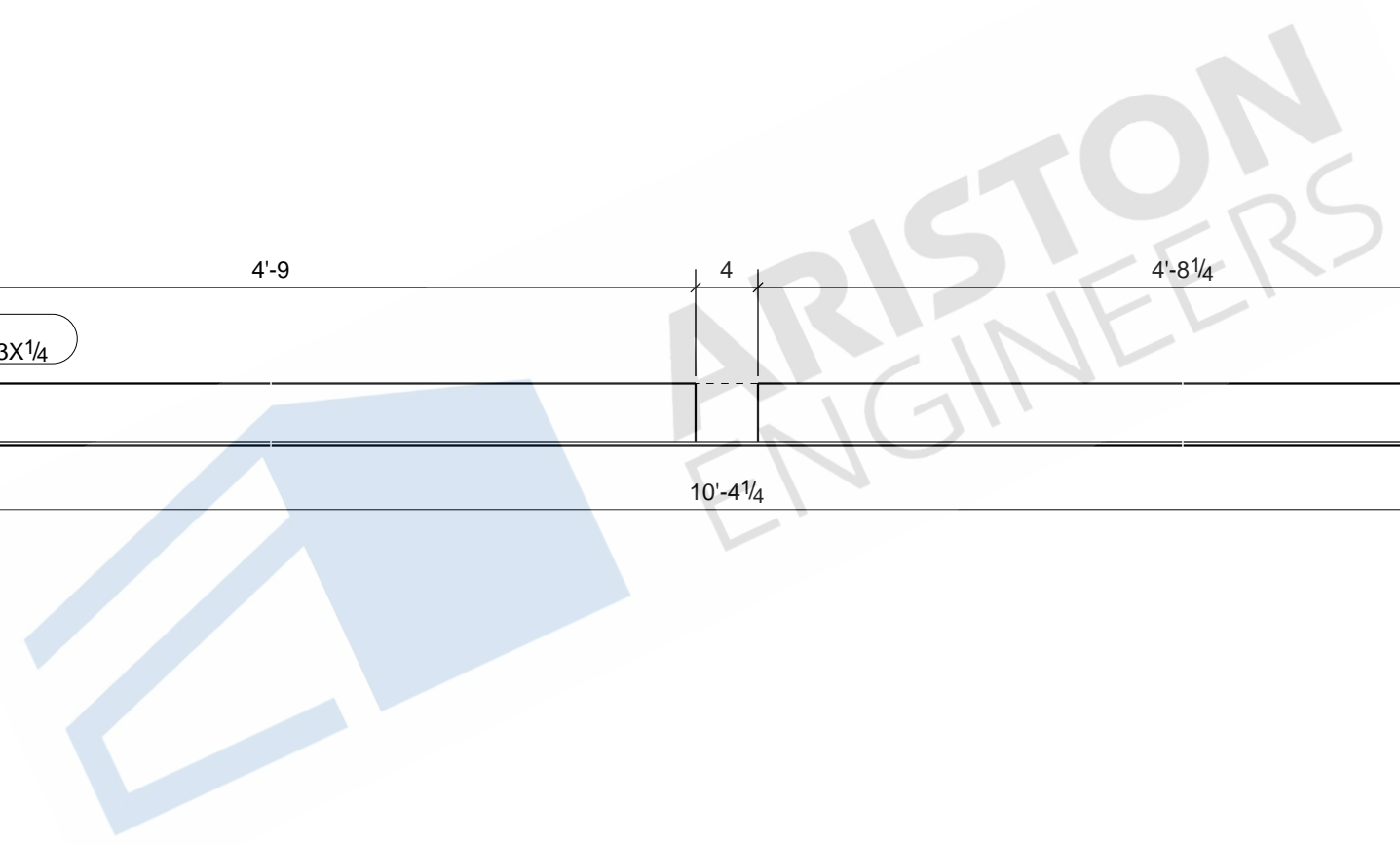
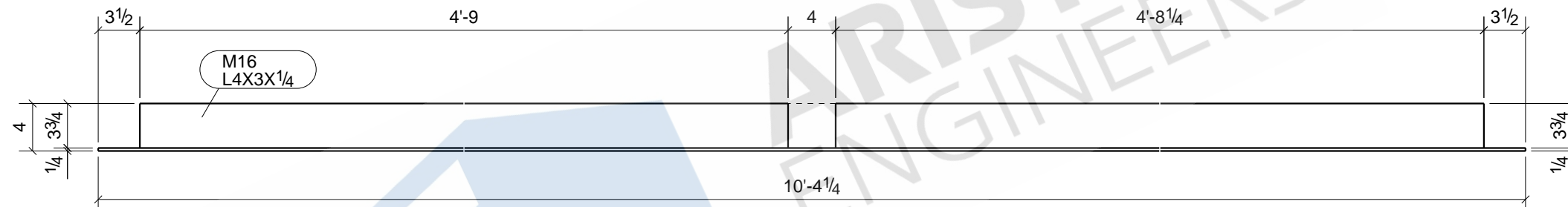


2 - ANGLES - M15

BOLT : 3/4" A325N UNO		MATERIAL	
HOLES : 13/16" UNO		W SHAPES = A992 TUBES = A500 (46 KSI) SHOP PREP PER SPECS	
WELD : E-70XX		FINISH : SHOP PRIME	
REVISIONS		ITEM	M15 - ANGLE
NO	DESCRIPTION	DATE	JOB
			A NEW CONVENIENCE STORE FOR EXPRESS MART
			ARCH
			CONTR
	DWN : ARP	DATE:	CHK'D: ASM
	JOB#		DATE:
		DWG NO.	M15

BILL OF MATERIAL

MARK	QTY	DESCRIPTION	LENGTH	WEIGHT	REMARKS
M16	2	ANGLES			SQ-2
M16	2	L4X3X1/4	10'-4 1/4"	119	SHOP PRIME A36
TOTAL WEIGHT THIS DRAWING				119	

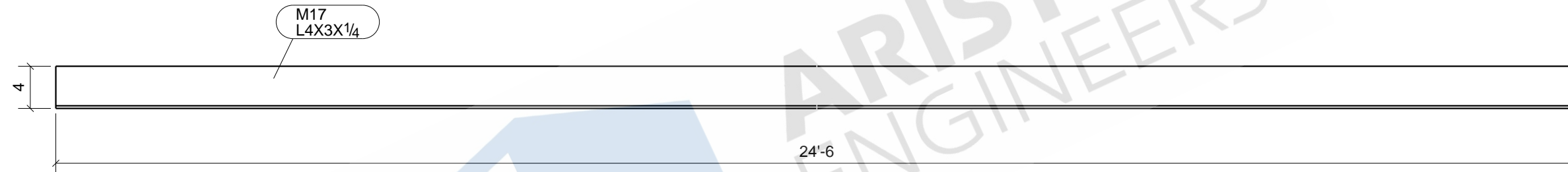


2 - ANGLES - M16

BOLT : 3/4" A325N UNO		MATERIAL	
HOLES : 13/16" UNO		W SHAPES = A992	
WELD : E-70XX		TUBES = A500 (46 KSI)	
FINISH : SHOP PRIME		SHOP PREP PER SPECS	
REVISIONS		ITEM	M16 - ANGLE
NO	DESCRIPTION	DATE	JOB
			A NEW CONVENIENCE STORE FOR EXPRESS MART
			ARCH
			CONTR
	DWN : ARP	DATE:	CHK'D:ASM
	JOB#		DATE:
		DWG NO.	M16

BILL OF MATERIAL

MARK	QTY	DESCRIPTION	LENGTH	WEIGHT	REMARKS
M17	4	ANGLES			SQ-2
M17	4	L4X3X1/4	24'-6"	564	SHOP PRIME A36
TOTAL WEIGHT THIS DRAWING				564	

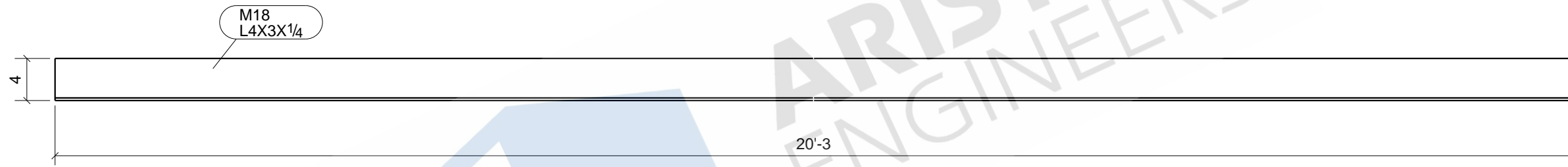


4 - ANGLES - M17

BOLT : 3/4" A325N UNO		MATERIAL	
HOLES : 13/16" UNO		W SHAPES = A992 TUBES = A500 (46 KSI) SHOP PREP PER SPECS	
WELD : E-70XX		FINISH : SHOP PRIME	
REVISIONS		ITEM	M17 - ANGLE
NO	DESCRIPTION	DATE	JOB A NEW CONVENIENCE STORE FOR EXPRESS MART
		ARCH	
		CONTR	
		DWN : ARP	DATE:
		CHK'D:ASM	DATE:
		JOB#	DWG NO. M17

BILL OF MATERIAL

MARK	QTY	DESCRIPTION	LENGTH	WEIGHT	REMARKS
M18	1	ANGLE			SQ-2
M18	1	L4X3X1/4	20'-3"	116	SHOP PRIME A36
TOTAL WEIGHT THIS DRAWING				116	


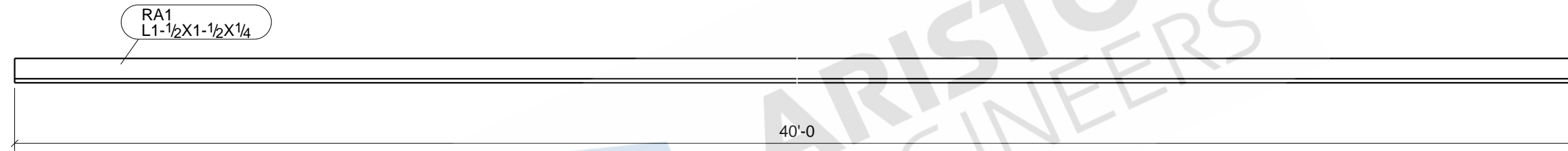


ONE - ANGLE - M18

BOLT : 3/4" A325N UNO		MATERIAL	
HOLES : 13/16" UNO		W SHAPES = A992 TUBES = A500 (46 KSI) SHOP PREP PER SPECS	
WELD : E-70XX		FINISH : SHOP PRIME	
REVISIONS		ITEM	M18 - ANGLE
NO	DESCRIPTION	DATE	JOB
			A NEW CONVENIENCE STORE FOR EXPRESS MART
			ARCH
			CONTR
	DWN : ARP	DATE:	CHK'D:ASM
	JOB#		DATE:
		DWG NO.	M18

BILL OF MATERIAL

MARK	QTY	DESCRIPTION	LENGTH	WEIGHT	REMARKS
RA1	2	ANGLES			SQ-2
RA1	2	L1-1/2X1-1/2X1/4	40'-0"	187	SHOP PRIME A36
TOTAL WEIGHT THIS DRAWING				187	

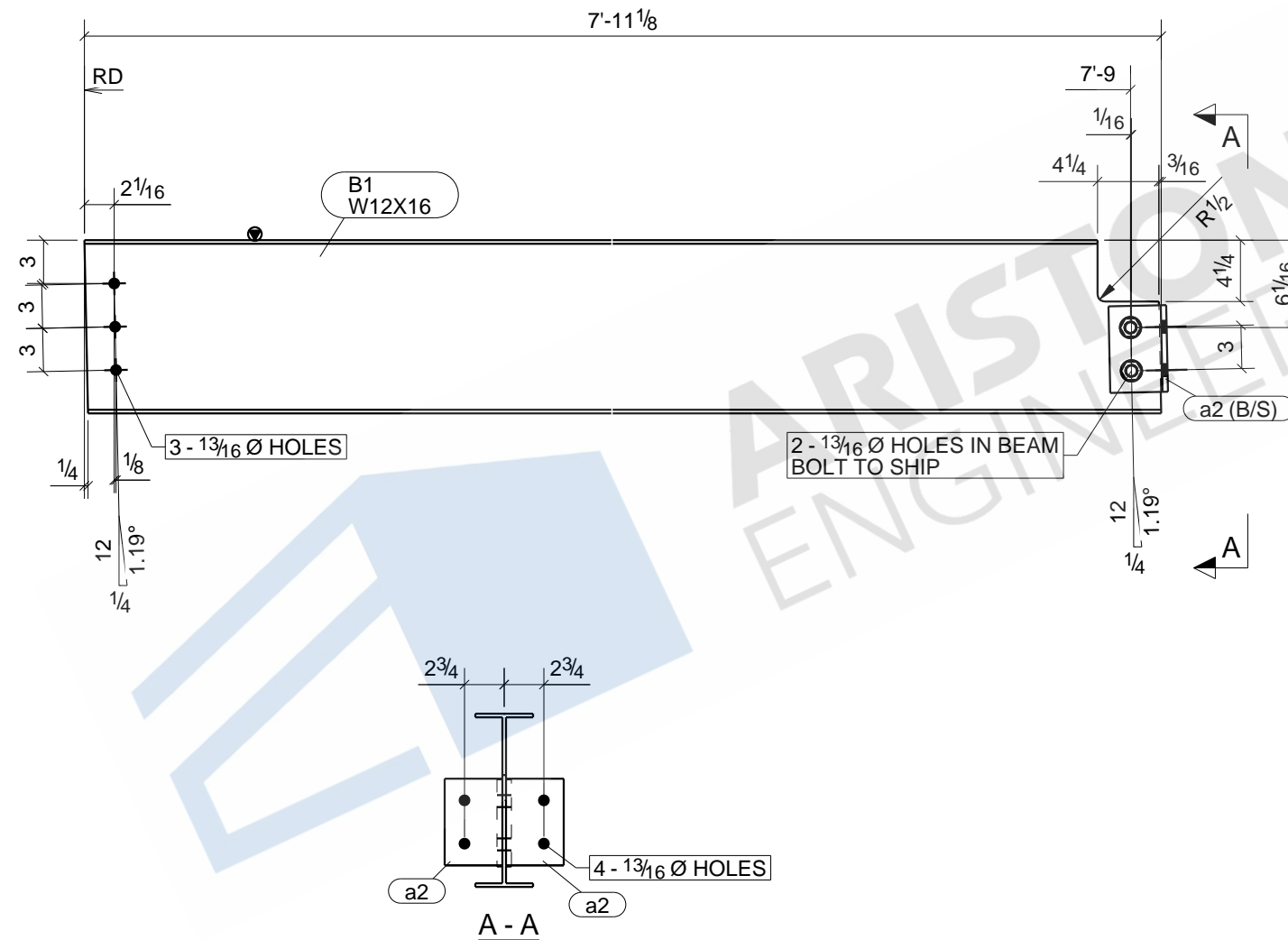


2 - ANGLES - RA1

BOLT : 3/4" A325N UNO		MATERIAL	
HOLES : 13/16" UNO		W SHAPES = A992	
WELD : E-70XX		TUBES = A500 (46 KSI)	
FINISH : SHOP PRIME		SHOP PREP PER SPECS	
REVISIONS		ITEM	RA1 - ANGLE
NO	DESCRIPTION	DATE	JOB
			A NEW CONVENIENCE STORE FOR EXPRESS MART
			ARCH
			CONTR
	DWN : ARP	DATE:	CHK'D:ASM
	JOB#		DATE:
		DWG NO.	RA1

BILL OF MATERIAL

MARK	QTY	DESCRIPTION	LENGTH	WEIGHT	REMARKS
B1	2	BEAMS			BEV-2
B1	2	W12X16	7'-11 1/8"	254	SHOP PRIME A992
a2	4	L4X4X3/8	0'-6"	19	A36
	4	3/4"Ø A325N BOLT	0'-2 1/4"	2	Workshop
TOTAL WEIGHT THIS DRAWING				276	

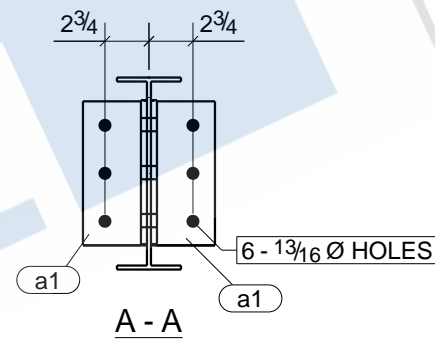
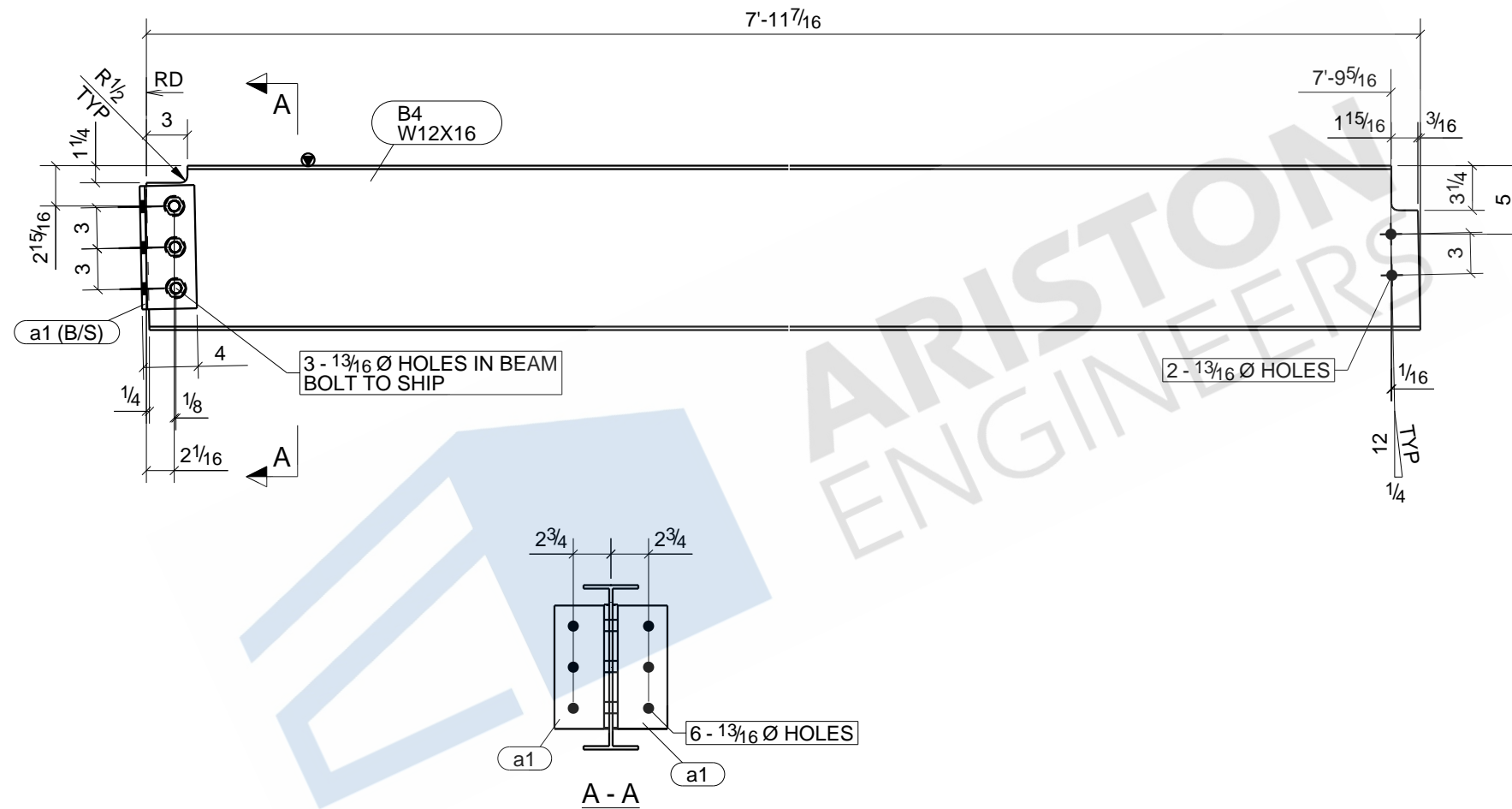


2 - BEAMS - B1

BOLT : 3/4" A325N UNO		MATERIAL	
HOLES : 13/16" UNO		W SHAPES = A992 TUBES = A500 (46 KSI) SHOP PREP PER SPECS	
WELD : E-70XX		FINISH : SHOP PRIME	
REVISIONS		ITEM	B1 - BEAM
NO	DESCRIPTION	DATE	JOB A NEW CONVENIENCE STORE FOR EXPRESS MART
		ARCH	
		CONTR	
		DWN : ARP	DATE:
		CHK'D: ASM	DATE:
		JOB#	DWG NO. B1

BILL OF MATERIAL

MARK	QTY	DESCRIPTION	LENGTH	WEIGHT	REMARKS
B4	1	BEAM			BEV-2
B4	1	W12X16	7'-11 7/16"	127	SHOP PRIME A992
a1	2	L4X4X3/8	0'-9"	15	A36
	3	3/4"Ø A325N BOLT	0'-2 1/4"	2	Workshop
TOTAL WEIGHT THIS DRAWING				144	

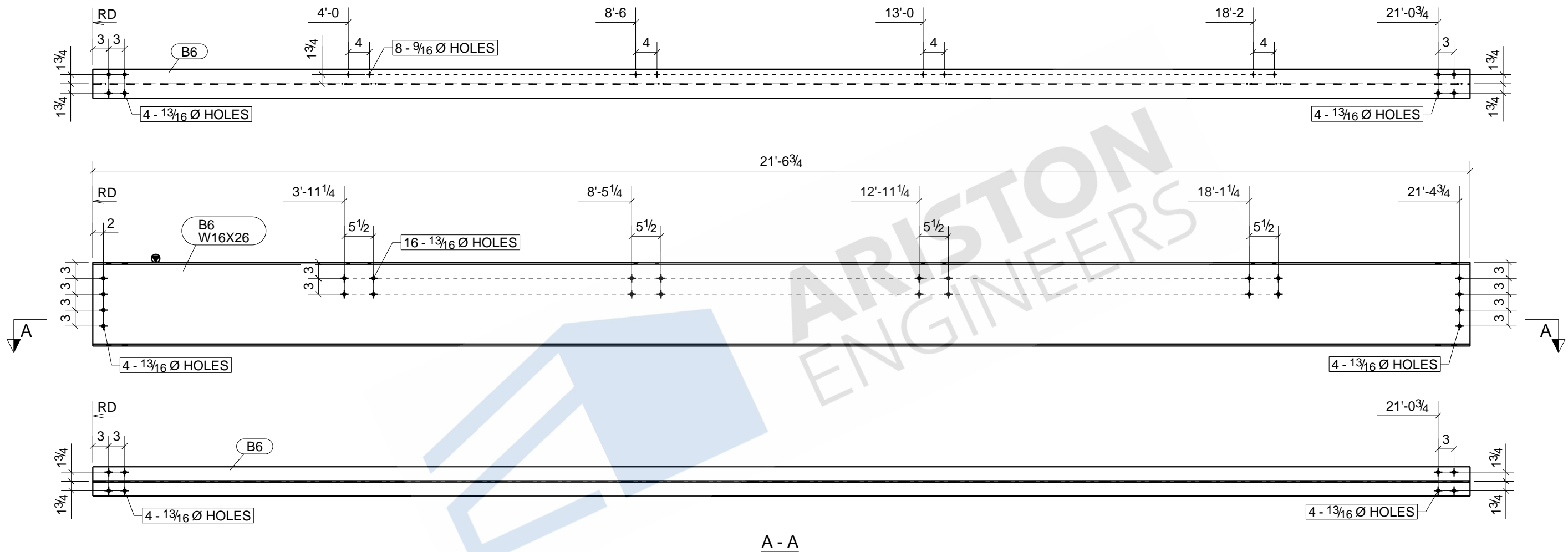


ONE - BEAM - B4

BOLT : 3/4" A325N UNO		MATERIAL	
HOLES : 13/16" UNO		W SHAPES = A992	
WELD : E-70XX		TUBES = A500 (46 KSI)	
FINISH : SHOP PRIME		SHOP PREP PER SPECS	
REVISIONS		ITEM	B4 - BEAM
NO	DESCRIPTION	DATE	JOB
			A NEW CONVENIENCE STORE FOR EXPRESS MART
			ARCH
			CONTR
	DWN : ARP	DATE:	CHK'D:ASM
	JOB#		DATE:
		DWG NO.	B4

BILL OF MATERIAL

MARK	QTY	DESCRIPTION	LENGTH	WEIGHT	REMARKS
B6	1	BEAM			SQ-2
B6	1	W16X26	21'-6 3/4"	564	SHOP PRIME A992
TOTAL WEIGHT THIS DRAWING				564	

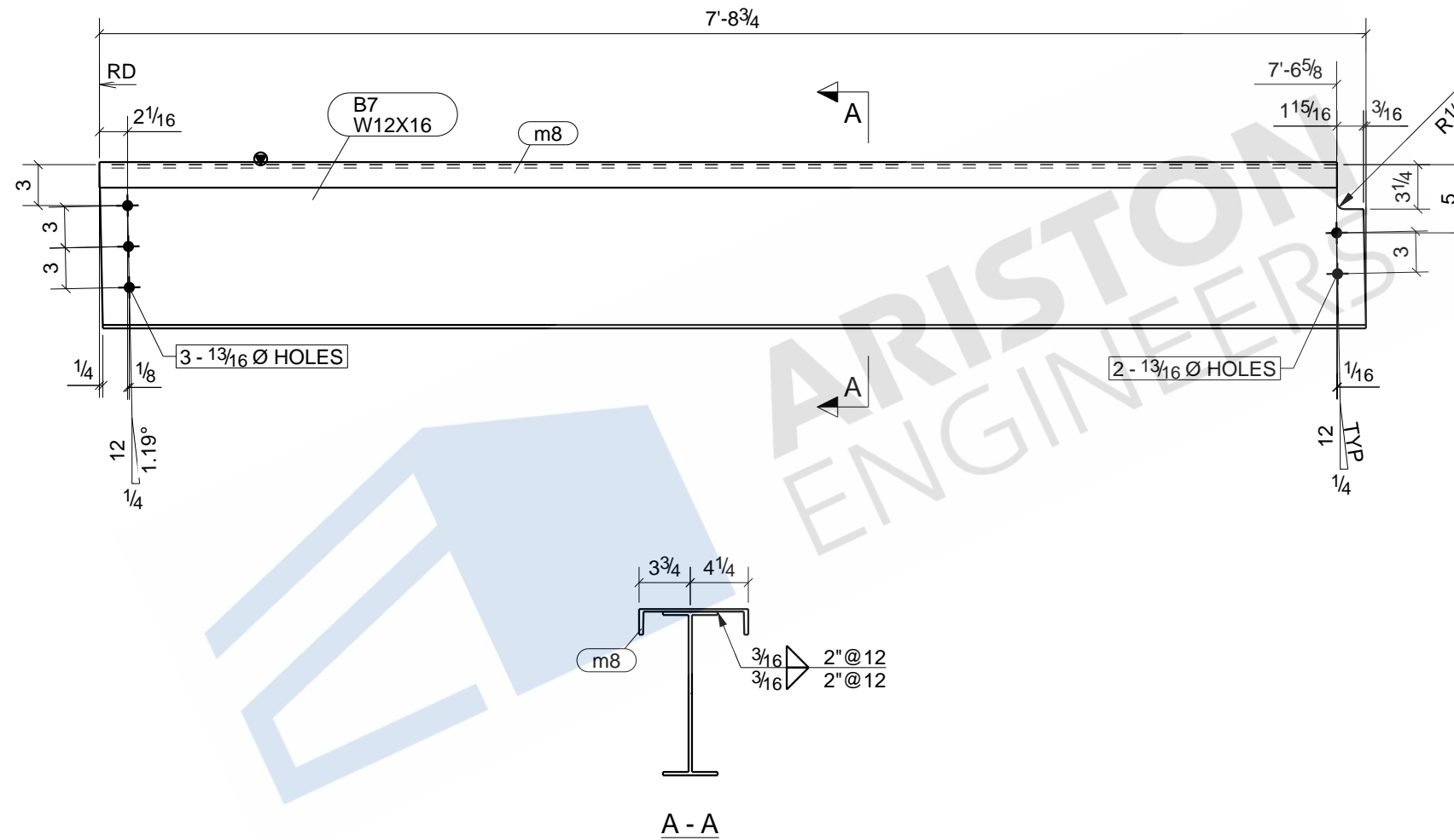


ONE - BEAM - B6

BOLT : 3/4" A325N UNO		MATERIAL	
HOLES : 13/16" UNO		W SHAPES = A992	
WELD : E-70XX		TUBES = A500 (46 KSI)	
FINISH : SHOP PRIME		SHOP PREP PER SPECS	
REVISIONS		ITEM	B6 - BEAM
NO	DESCRIPTION	DATE	JOB
			A NEW CONVENIENCE STORE FOR EXPRESS MART
			ARCH
			CONTR
	DWN : ARP	DATE:	CHK'D: ASM
	JOB#		DATE:
		DWG NO.	B6

BILL OF MATERIAL

MARK	QTY	DESCRIPTION	LENGTH	WEIGHT	REMARKS
B7	1	BEAM			BEV-2
B7	1	W12X16	7'-8 3/4"	124	SHOP PRIME A992
m8	1	MC8X8.5	7'-6 5/8"	64	A36
TOTAL WEIGHT THIS DRAWING				188	

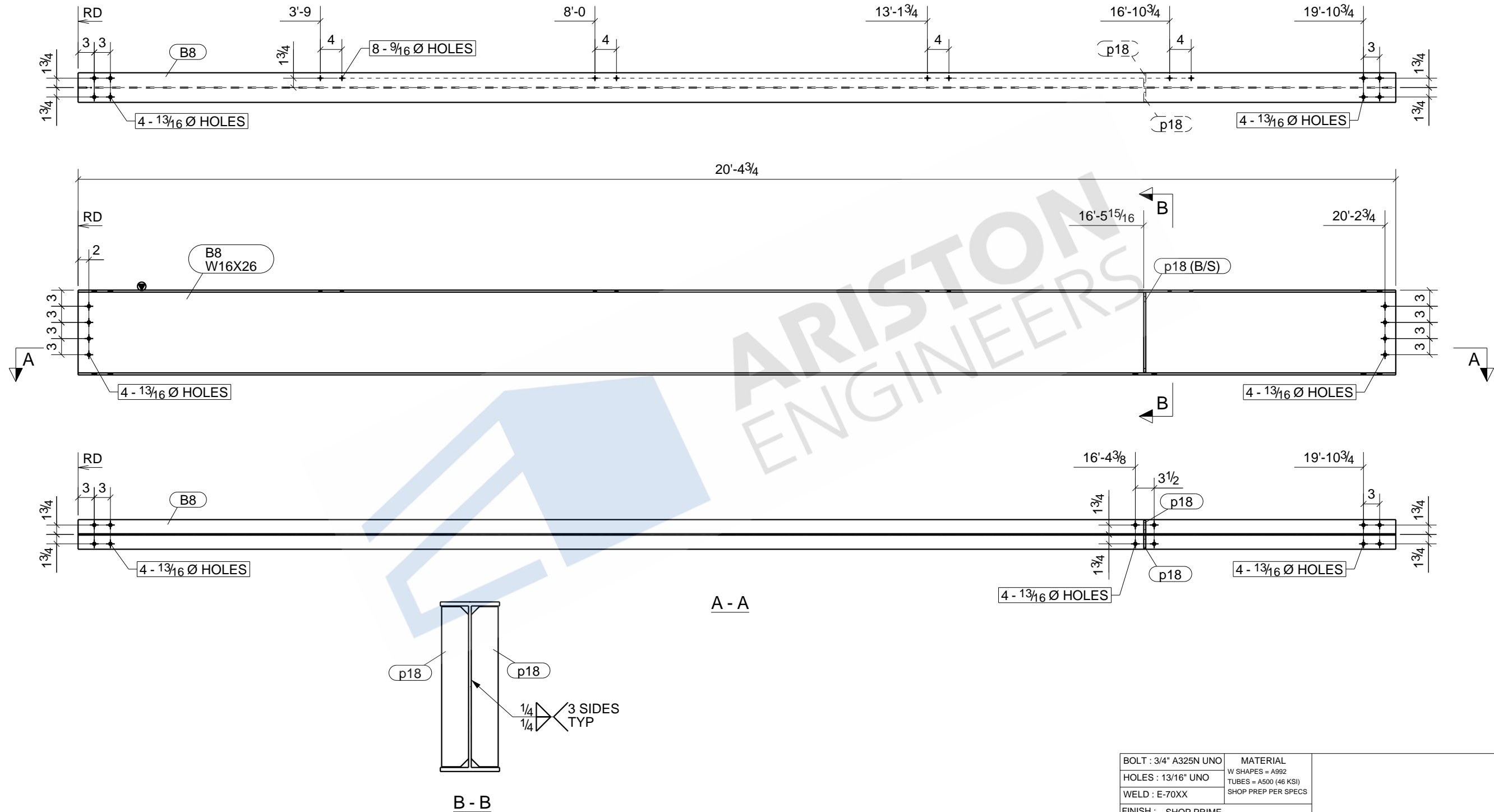


ONE - BEAM - B7

BOLT : 3/4" A325N UNO		MATERIAL	
HOLES : 13/16" UNO		W SHAPES = A992	
WELD : E-70XX		TUBES = A500 (46 KSI)	
FINISH : SHOP PRIME		SHOP PREP PER SPECS	
REVISIONS		ITEM	B7 - BEAM
NO	DESCRIPTION	DATE	JOB
			A NEW CONVENIENCE STORE FOR EXPRESS MART
			ARCH
			CONTR
	DWN : ARP	DATE:	CHK'D:ASM
	JOB#		DATE:
		DWG NO.	B7

BILL OF MATERIAL

MARK	QTY	DESCRIPTION	LENGTH	WEIGHT	REMARKS
B8	1	BEAM			SQ-2
B8	1	W16X26	20'-4 3/4"	533	SHOP PRIME A992
p18	2	PL3/8"X2 1/2"	1'-2 7/8"	8	A36
TOTAL WEIGHT THIS DRAWING				541	

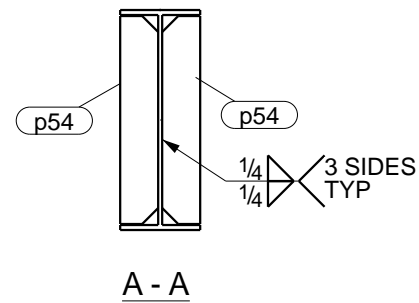



ONE - BEAM - B8

BOLT : 3/4" A325N UNO		MATERIAL	
HOLES : 13/16" UNO		W SHAPES = A992	
WELD : E-70XX		TUBES = A500 (46 KSI)	
FINISH : SHOP PRIME		SHOP PREP PER SPECS	
REVISIONS		ITEM	B8 - BEAM
NO	DESCRIPTION	DATE	JOB
			A NEW CONVENIENCE STORE FOR EXPRESS MART
			ARCH
			CONTR
	DWN : ARP	DATE:	CHK'D:ASM
	JOB#		DATE:
		DWG NO.	B8

BILL OF MATERIAL

MARK	QTY	DESCRIPTION	LENGTH	WEIGHT	REMARKS
B9	2	BEAMS			SQ-2
B9	2	W14X22	12'-5 3/4"	551	SHOP PRIME A992
p54	12	PL3/8"X2 3/8"	1'-1"	38	A36
TOTAL WEIGHT THIS DRAWING				589	

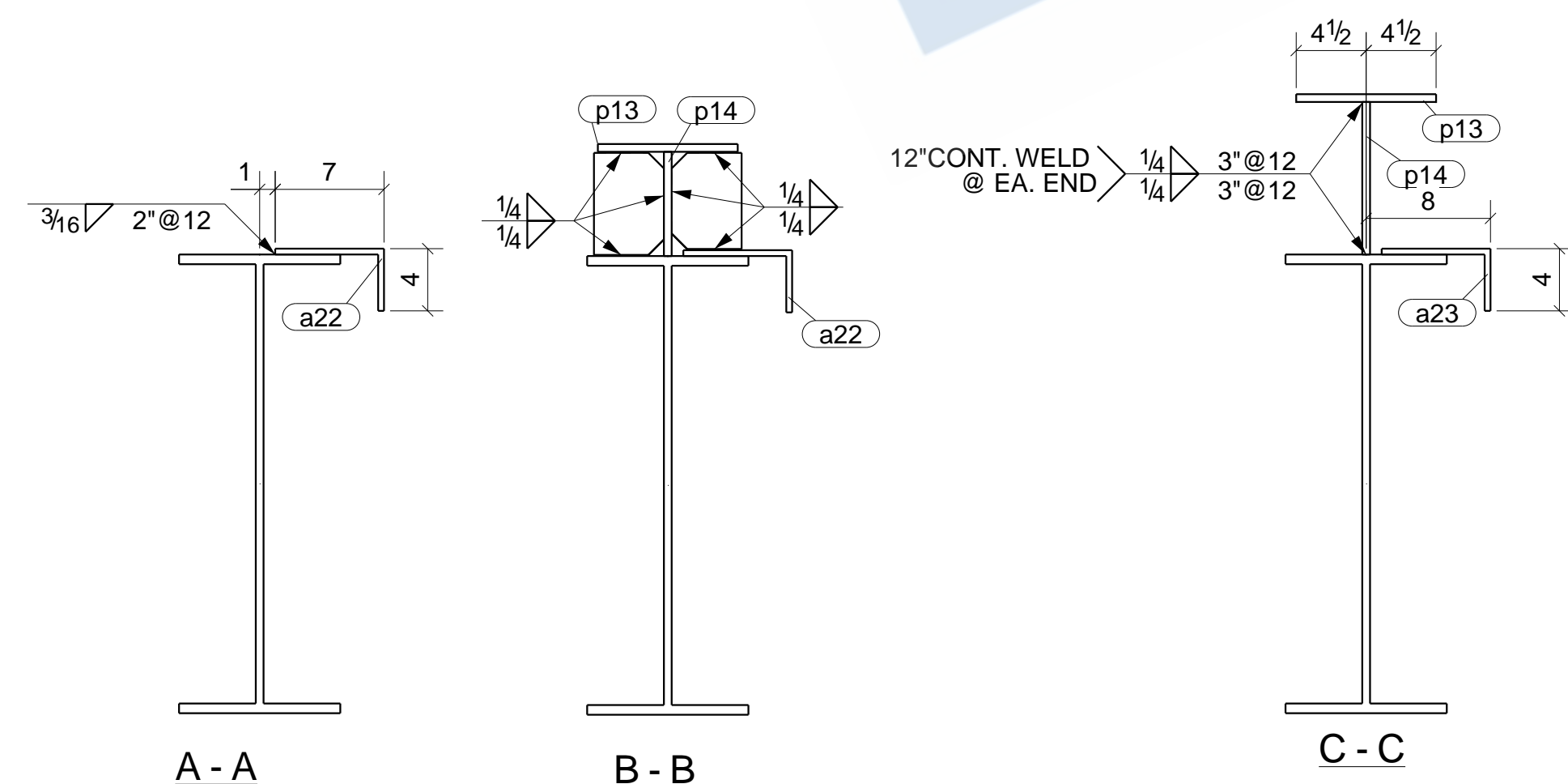
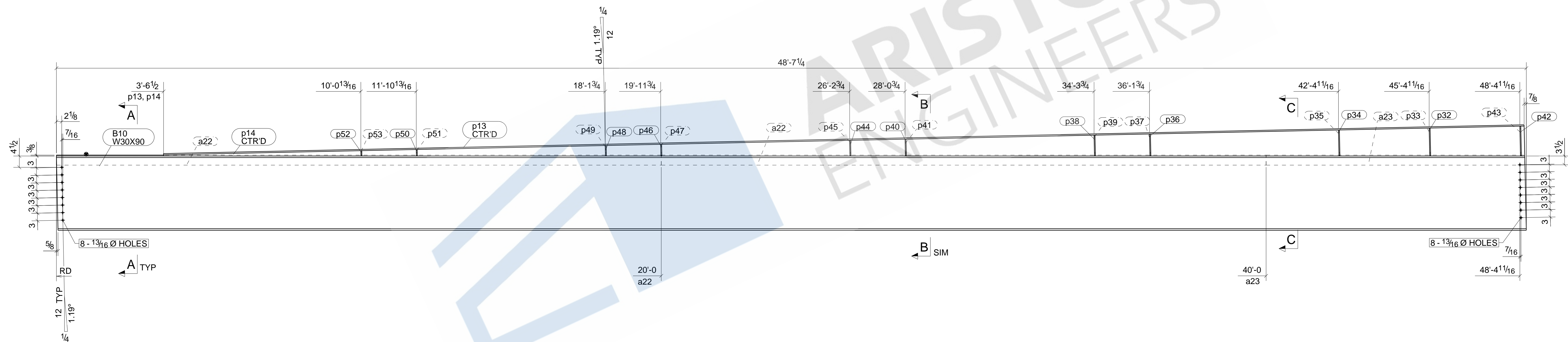


2 - BEAMS - B9

BOLT : 3/4" A325N UNO		MATERIAL	
HOLES : 13/16" UNO		W SHAPES = A992	
WELD : E-70XX		TUBES = A500 (46 KSI)	
FINISH : SHOP PRIME		SHOP PREP PER SPECS	
REVISIONS		ITEM	B9 - BEAM
NO	DESCRIPTION	DATE	JOB A NEW CONVENIENCE STORE FOR EXPRESS MART
		ARCH	
		CONTR	
DWN : ARP		DATE:	CHK'D:ASM
JOB#			DATE:
		DWG NO.	B9

BILL OF MATERIAL

MARK	QTY	DESCRIPTION	LENGTH	WEIGHT	REMARKS
B10	1	BEAM			BEV-2
B10	1	W30X90	48'-7 1/4"	4350	SHOP PRIME A992
a22	2	L7X4X3/8	20'-0"	545	A36
a23	1	L7X4X3/8	8'-6 5/8"	116	A36
p13	1	PL1/2"X9"	45'-0"	689	A36
p14	1	PL1/2"X12"	45'-0"	473	A36
p32	1	PL3/8"X4 1/2"	0'-11"	5	A36
p33	1	PL3/8"X4 1/2"	0'-10 5/8"	5	A36
p34	1	PL3/8"X4 1/2"	0'-10 3/16"	5	A36
p35	1	PL3/8"X4 1/2"	0'-9 13/16"	5	A36
p36	1	PL3/8"X4 1/2"	0'-8 5/8"	4	A36
p37	1	PL3/8"X4 1/2"	0'-8 1/4"	4	A36
p38	1	PL3/8"X4 1/2"	0'-8 3/16"	4	A36
p39	1	PL3/8"X4 1/2"	0'-7 3/4"	4	A36
p40	1	PL3/8"X4 1/2"	0'-6 9/16"	3	A36
p41	1	PL3/8"X4 1/2"	0'-6 3/16"	3	A36
p42	1	PL3/8"X4 1/2"	0'-11 3/4"	6	A36
p43	1	PL3/8"X4 1/2"	0'-11 3/8"	5	A36
p44	1	PL3/8"X4 1/2"	0'-6 1/8"	3	A36
p45	1	PL3/8"X4 1/2"	0'-5 3/4"	3	A36
p46	1	PL3/8"X4 1/2"	0'-4 1/2"	2	A36
p47	1	PL3/8"X4 1/8"	0'-4 1/2"	2	A36
p48	1	PL3/8"X4 1/16"	0'-4 1/2"	2	A36
p49	1	PL3/8"X3 11/16"	0'-4 1/2"	2	A36
p50	1	PL3/8"X2 7/16"	0'-4 1/2"	1	A36
p51	1	PL3/8"X2 1/16"	0'-4 1/2"	1	A36
p52	1	PL3/8"X2"	0'-4 1/2"	1	A36
p53	1	PL3/8"X1 5/8"	0'-4 1/2"	1	A36
TOTAL WEIGHT THIS DRAWING				6241	

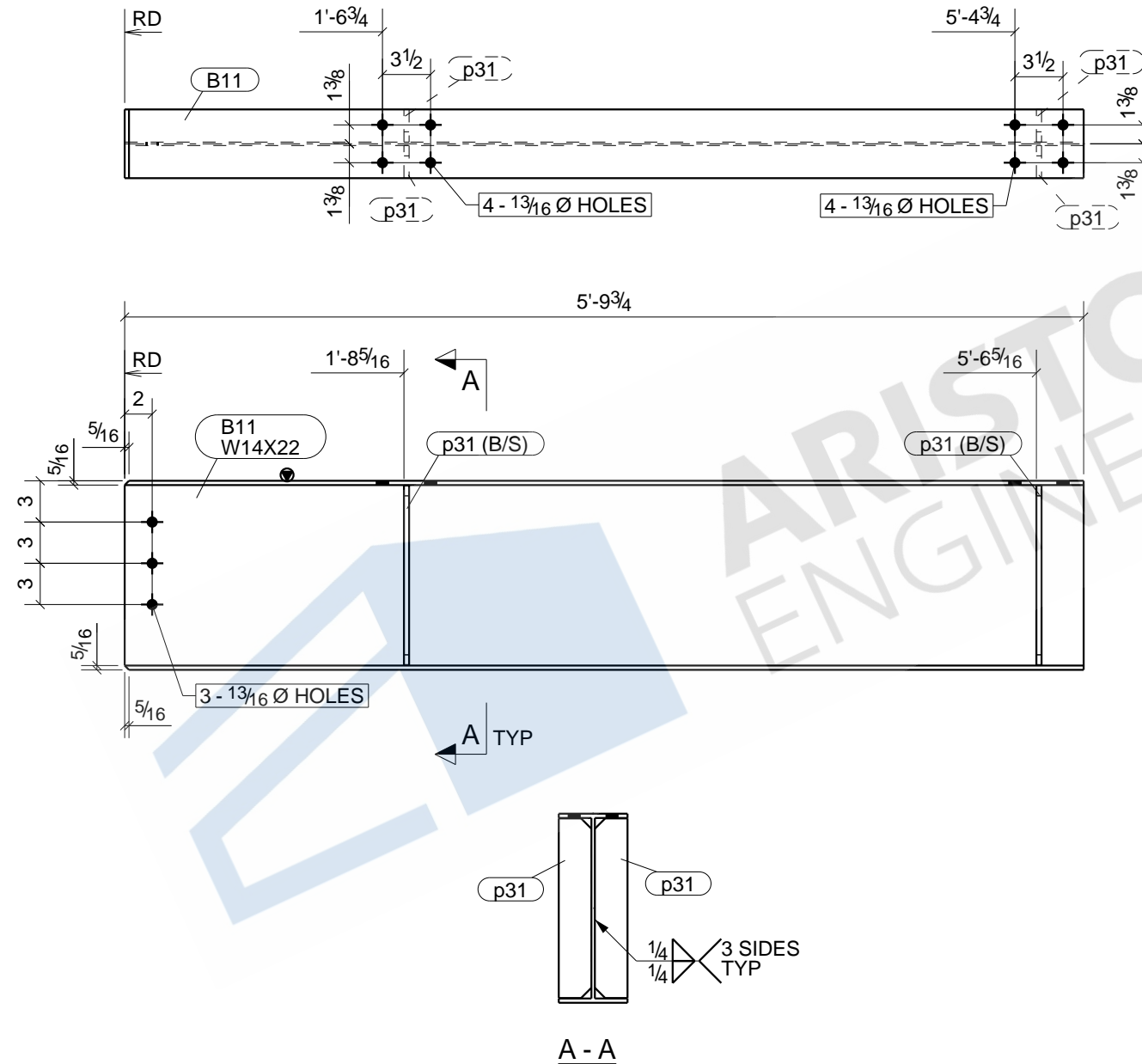


ONE - BEAM - B10

BOLT : 3/4" A325N UNO		MATERIAL	
HOLES : 13/16" UNO		W SHAPES = A992 TUBES = A500 (46 KSI) SHOP PREP PER SPECS	
WELD : E-70XX		FINISH : SHOP PRIME	
REVISONS		ITEM	B10 - BEAM
NO	DESCRIPTION	DATE	A NEW CONVENIENCE STORE FOR EXPRESS MART
		ARCH	
		CONTR	
DWN : ARP	DATE:	CHK'D:ASM	DATE:
JOB#		DWG NO.	B10

BILL OF MATERIAL

MARK	QTY	DESCRIPTION	LENGTH	WEIGHT	REMARKS
B11	2	BEAMS			SQ-2
B11	2	W14X22	5'-9 3/4"	257	SHOP PRIME A992
p31	8	PL3/8"X2 3/8"	1'-1 1/16"	26	A36
TOTAL WEIGHT THIS DRAWING				283	

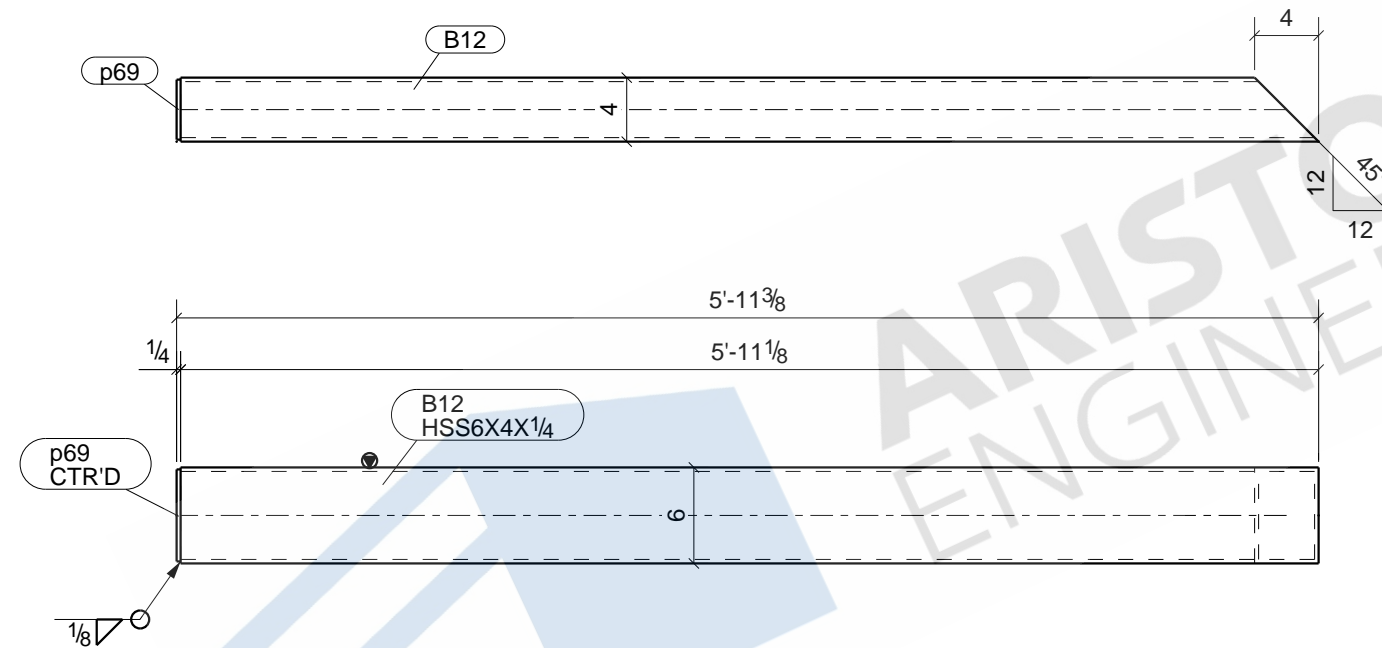


2 - BEAMS - B11

BOLT : 3/4" A325N UNO		MATERIAL	
HOLES : 13/16" UNO		W SHAPES = A992	
WELD : E-70XX		TUBES = A500 (46 KSI)	
FINISH : SHOP PRIME		SHOP PREP PER SPECS	
REVISIONS		ITEM	B11 - BEAM
NO	DESCRIPTION	DATE	JOB A NEW CONVENIENCE STORE FOR EXPRESS MART
		ARCH	
		CONTR	
DWN : ARP		DATE:	CHK'D:ASM
JOB#			DATE:
		DWG NO.	B11

BILL OF MATERIAL

MARK	QTY	DESCRIPTION	LENGTH	WEIGHT	REMARKS
B12	1	BEAM			SQ-1/BEV-1
B12	1	HSS6X4X1/4	5'-11 1/8"	87	SHOP PRIME A500-GR.C
p69	1	PL1/4"X3 3/4"	0'-5 3/4"	2	A36
TOTAL WEIGHT THIS DRAWING				88	

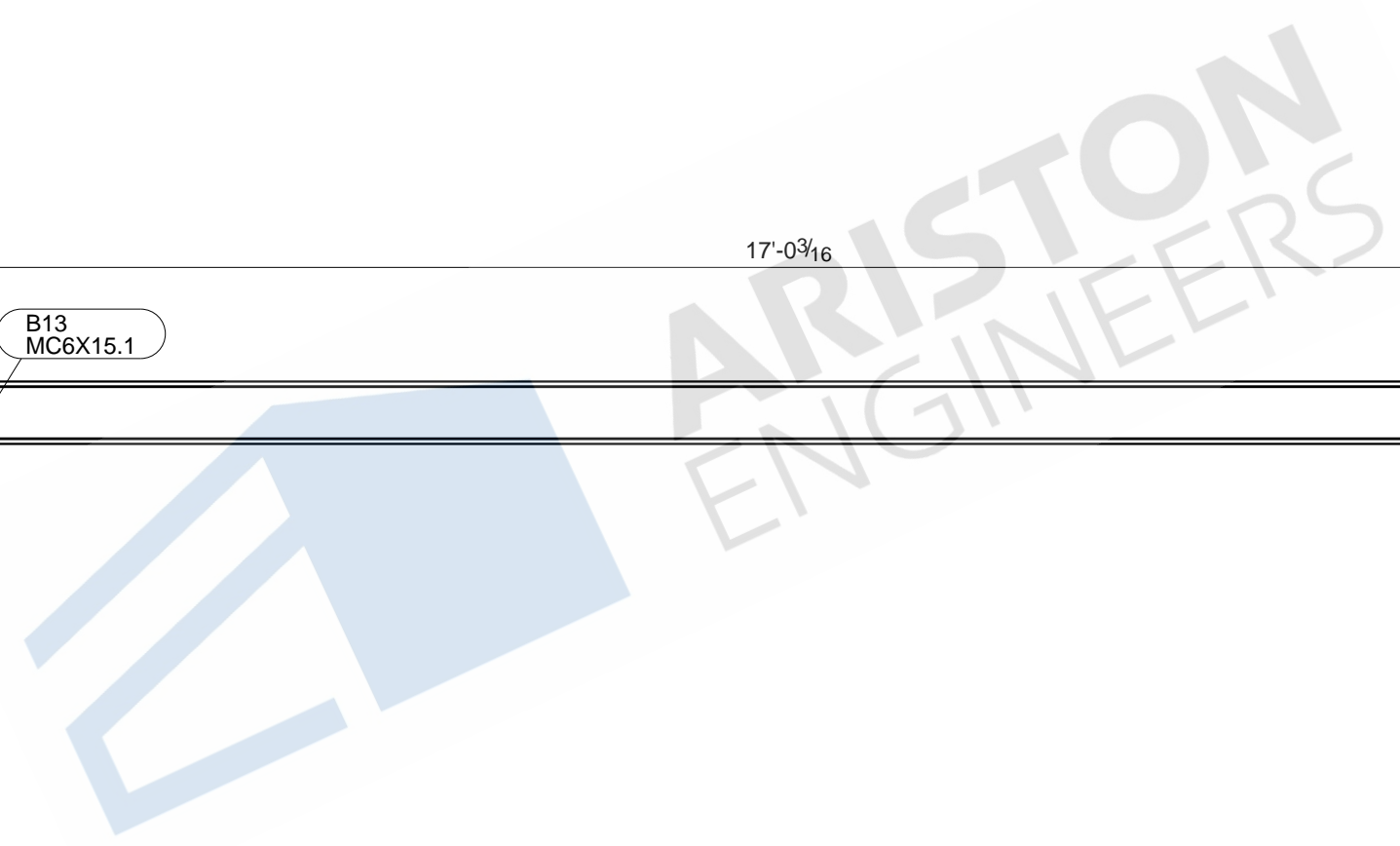
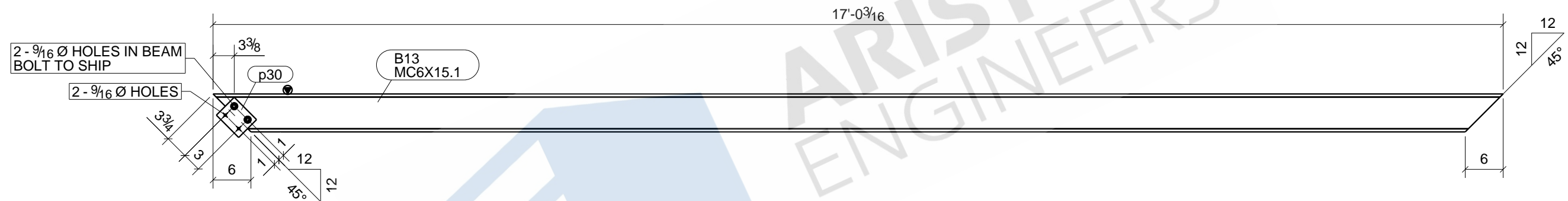


ONE - BEAM - B12

BOLT : 3/4" A325N UNO		MATERIAL	
HOLES : 13/16" UNO		W SHAPES = A992	
WELD : E-70XX		TUBES = A500 (46 KSI)	
FINISH : SHOP PRIME		SHOP PREP PER SPECS	
REVISIONS		ITEM	B12 - BEAM
NO	DESCRIPTION	DATE	JOB
			A NEW CONVENIENCE STORE FOR EXPRESS MART
			ARCH
			CONTR
	DWN : ARP	DATE:	CHK'D:ASM
	JOB#		DATE:
		DWG NO.	B12

BILL OF MATERIAL

MARK	QTY	DESCRIPTION	LENGTH	WEIGHT	REMARKS
B13	1	BEAM			BEV-2
B13	1	MC6X15.1	17'-0 3/16"	257	SHOP PRIME A36
p30	1	PL3/8"X4"	0'-5"	2	A36
	2	1/2"Ø A325N BOLT	0'-1 1/2"	0	Workshop
TOTAL WEIGHT THIS DRAWING				260	

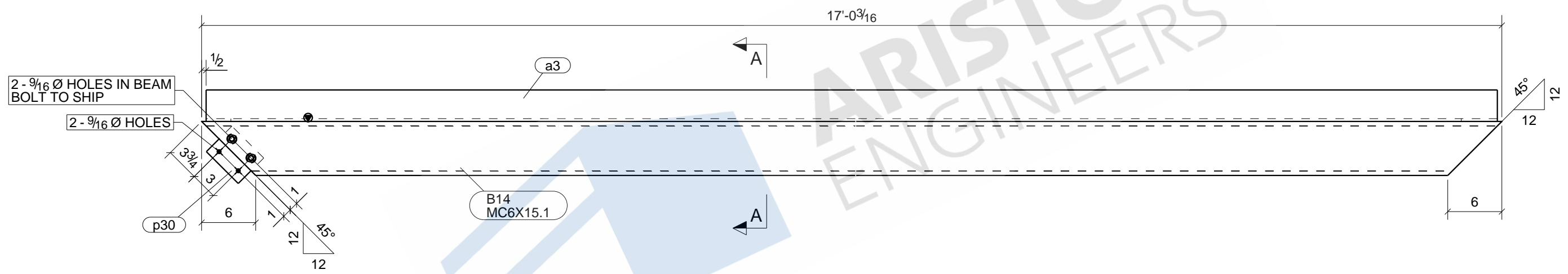
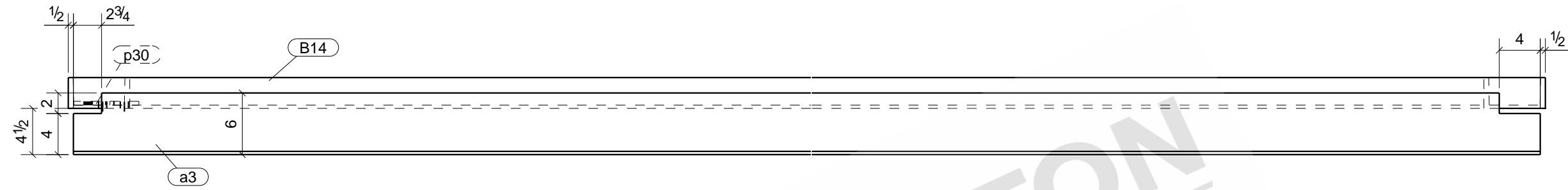


ONE - BEAM - B13

BOLT : 3/4" A325N UNO		MATERIAL	
HOLES : 13/16" UNO		W SHAPES = A992 TUBES = A500 (46 KSI) SHOP PREP PER SPECS	
WELD : E-70XX		FINISH : SHOP PRIME	
REVISIONS		ITEM	B13 - BEAM
NO	DESCRIPTION	DATE	JOB : A NEW CONVENIENCE STORE FOR EXPRESS MART
		ARCH	
		CONTR	
		DWN : ARP	DATE:
		CHK'D: ASM	DATE:
		JOB#	DWG NO. B13

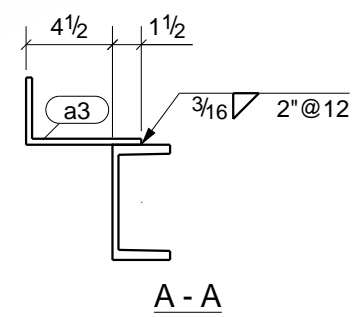
BILL OF MATERIAL

MARK	QTY	DESCRIPTION	LENGTH	WEIGHT	REMARKS
B14	1	BEAM			BEV-2
B14	1	MC6X15.1	17'-0 3/16"	257	SHOP PRIME A36
a3	1	L6X3-1/2X5/16	16'-11 3/16"	167	A36
p30	1	PL3/8"X4"	0'-5"	2	A36
	2	1/2"Ø A325N BOLT	0'-1 1/2"	0	Workshop
TOTAL WEIGHT THIS DRAWING				426	



2 - 9/16 Ø HOLES IN BEAM
BOLT TO SHIP

2 - 9/16 Ø HOLES

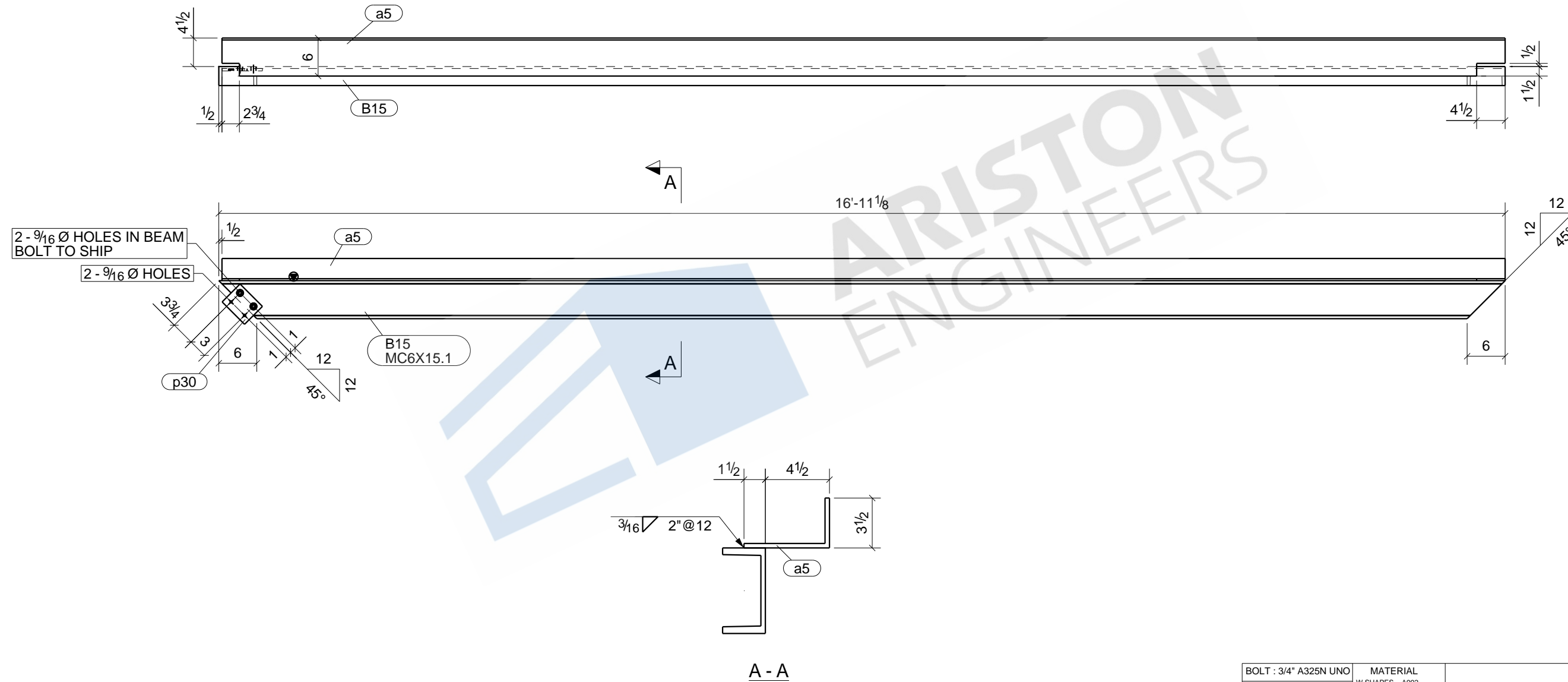


ONE - BEAM - B14

BOLT : 3/4" A325N UNO		MATERIAL	
HOLES : 13/16" UNO		W SHAPES = A992	
WELD : E-70XX		TUBES = A500 (46 KSI)	
FINISH : SHOP PRIME		SHOP PREP PER SPECS	
REVISIONS		ITEM	B14 - BEAM
NO	DESCRIPTION	DATE	JOB
			A NEW CONVENIENCE STORE FOR EXPRESS MART
			ARCH
			CONTR
	DWN : ARP	DATE:	CHK'D:ASM
	JOB#		DATE:
		DWG NO.	B14

BILL OF MATERIAL

MARK	QTY	DESCRIPTION	LENGTH	WEIGHT	REMARKS
B15	1	BEAM			BEV-2
B15	1	MC6X15.1	16'-11 1/8"	256	SHOP PRIME A36
a5	1	L6X3-1/2X5/16	16'-10 5/8"	166	A36
p30	1	PL3/8"X4"	0'-5"	2	A36
	2	1/2"Ø A325N BOLT	0'-1 1/2"	0	Workshop
TOTAL WEIGHT THIS DRAWING				424	




ONE - BEAM - B15

BOLT : 3/4" A325N UNO		MATERIAL	
HOLES : 13/16" UNO		W SHAPES = A992	
WELD : E-70XX		TUBES = A500 (46 KSI)	
FINISH : SHOP PRIME		SHOP PREP PER SPECS	
REVISIONS		ITEM	B15 - BEAM
NO	DESCRIPTION	DATE	JOB
			A NEW CONVENIENCE STORE FOR EXPRESS MART
			ARCH
			CONTR
	DWN : ARP	DATE:	CHK'D: ASM
	JOB#		DATE:
		DWG NO.	B15

BILL OF MATERIAL

MARK	QTY	DESCRIPTION	LENGTH	WEIGHT	REMARKS
B16	2	BEAMS			BEV-2
B16	2	MC6X15.1	16'-11 1/8"	512	SHOP PRIME A36
p30	2	PL3/8"X4"	0'-5"	4	A36
	4	1/2"Ø A325N BOLT	0'-1 1/2"	1	Workshop
TOTAL WEIGHT THIS DRAWING				517	

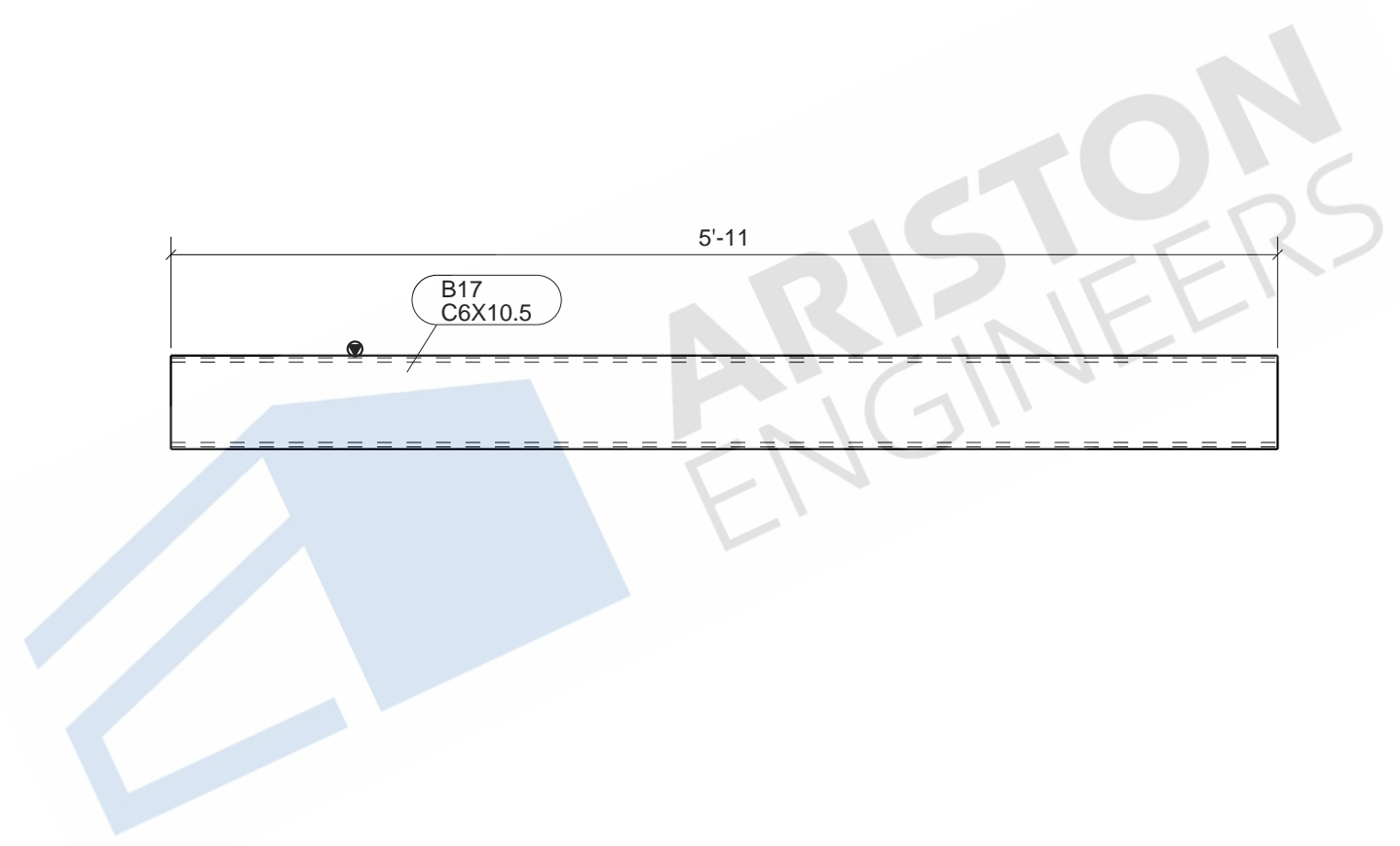
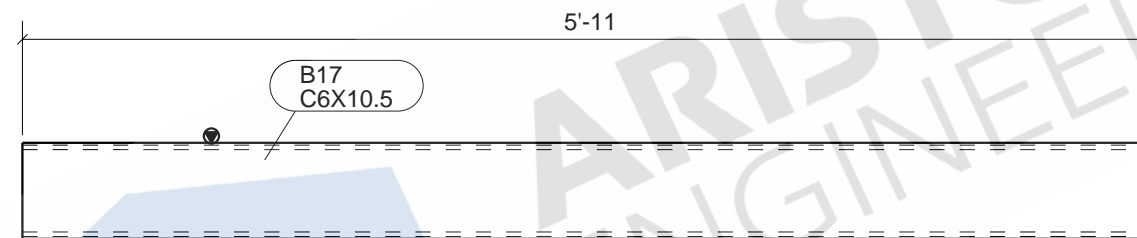


2 - BEAMS - B16

BOLT : 3/4" A325N UNO		MATERIAL	
HOLES : 13/16" UNO		W SHAPES = A992	
WELD : E-70XX		TUBES = A500 (46 KSI)	
FINISH : SHOP PRIME		SHOP PREP PER SPECS	
REVISIONS		ITEM	B16 - BEAM
NO	DESCRIPTION	DATE	JOB A NEW CONVENIENCE STORE FOR EXPRESS MART
			ARCH
			CONTR
	DWN : ARP	DATE:	CHK'D:ASM DATE:
	JOB#		DWG NO. B16

BILL OF MATERIAL

MARK	QTY	DESCRIPTION	LENGTH	WEIGHT	REMARKS
B17	20	BEAMS			SQ-2
B17	20	C6X10.5	5'-11"	1236	SHOP PRIME A36
TOTAL WEIGHT THIS DRAWING				1236	

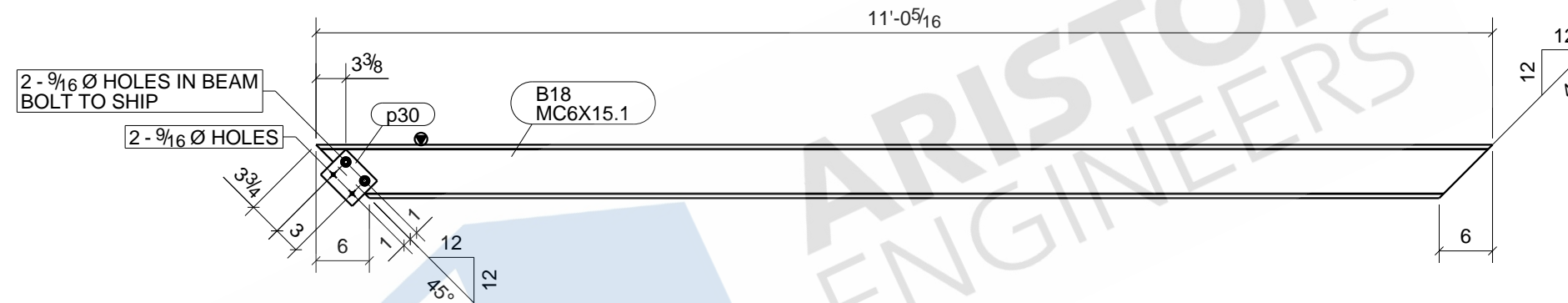


BOLT : 3/4" A325N UNO		MATERIAL	
HOLES : 13/16" UNO		W SHAPES = A992 TUBES = A500 (46 KSI) SHOP PREP PER SPECS	
WELD : E-70XX		FINISH : SHOP PRIME	
REVISIONS		ITEM	B17 - BEAM
NO	DESCRIPTION	DATE	JOB A NEW CONVENIENCE STORE FOR EXPRESS MART
		ARCH	
		CONTR	
		DWN : ARP	DATE:
		CHK'D: ASM	DATE:
		JOB#	DWG NO. B17

20 - BEAMS - B17

BILL OF MATERIAL

MARK	QTY	DESCRIPTION	LENGTH	WEIGHT	REMARKS
B18	1	BEAM			BEV-2
B18	1	MC6X15.1	11'-0 5/16"	167	SHOP PRIME A36
p30	1	PL3/8"X4"	0'-5"	2	A36
	2	1/2"Ø A325N BOLT	0'-1 1/2"	0	Workshop
TOTAL WEIGHT THIS DRAWING				169	

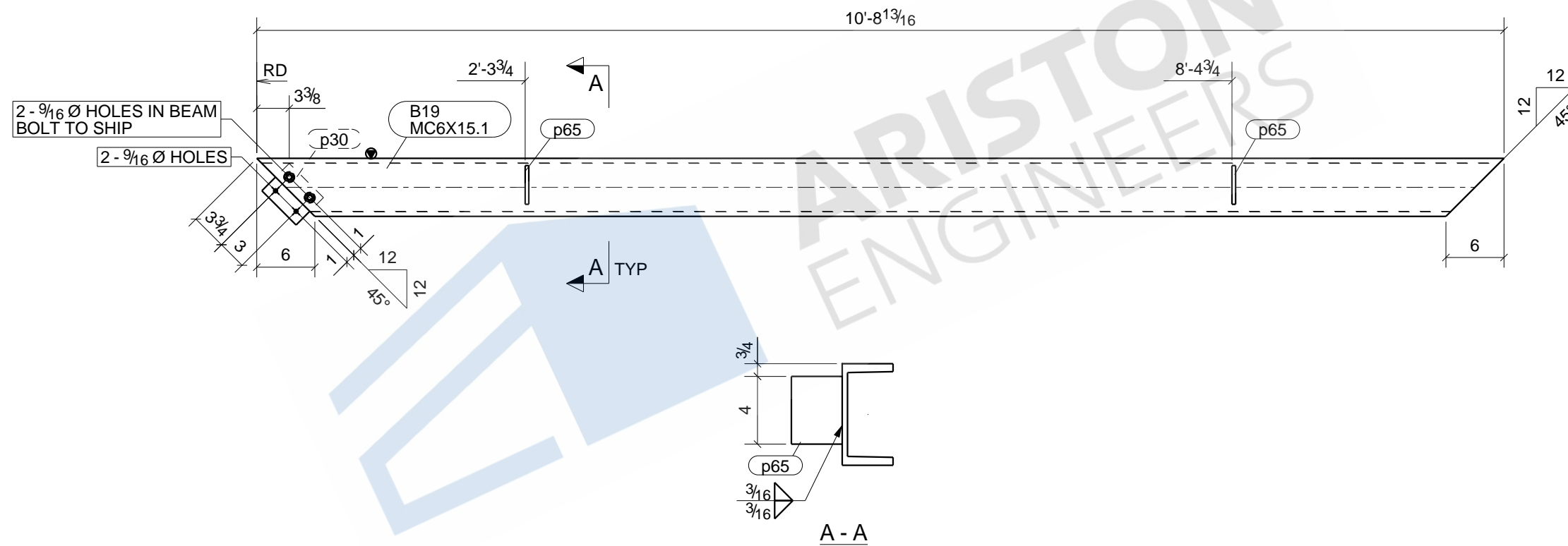


BOLT : 3/4" A325N UNO		MATERIAL	
HOLES : 13/16" UNO		W SHAPES = A992 TUBES = A500 (46 KSI) SHOP PREP PER SPECS	
WELD : E-70XX		FINISH : SHOP PRIME	
REVISIONS		ITEM	B18 - BEAM
NO	DESCRIPTION	DATE	JOB : A NEW CONVENIENCE STORE FOR EXPRESS MART
			ARCH
			CONTR
	DWN : ARP	DATE:	CHK'D:ASM DATE:
	JOB#		DWG NO. B18

ONE - BEAM - B18

BILL OF MATERIAL

MARK	QTY	DESCRIPTION	LENGTH	WEIGHT	REMARKS
B19	5	BEAMS			BEV-2
B19	5	MC6X15.1	10'-8 13/16"	811	SHOP PRIME A36
p30	5	PL3/8"X4"	0'-5"	11	A36
p65	10	PL3/8"X3"	0'-4"	13	A36
	10	1/2"Ø A325N BOLT	0'-1 1/2"	2	Workshop
TOTAL WEIGHT THIS DRAWING				836	

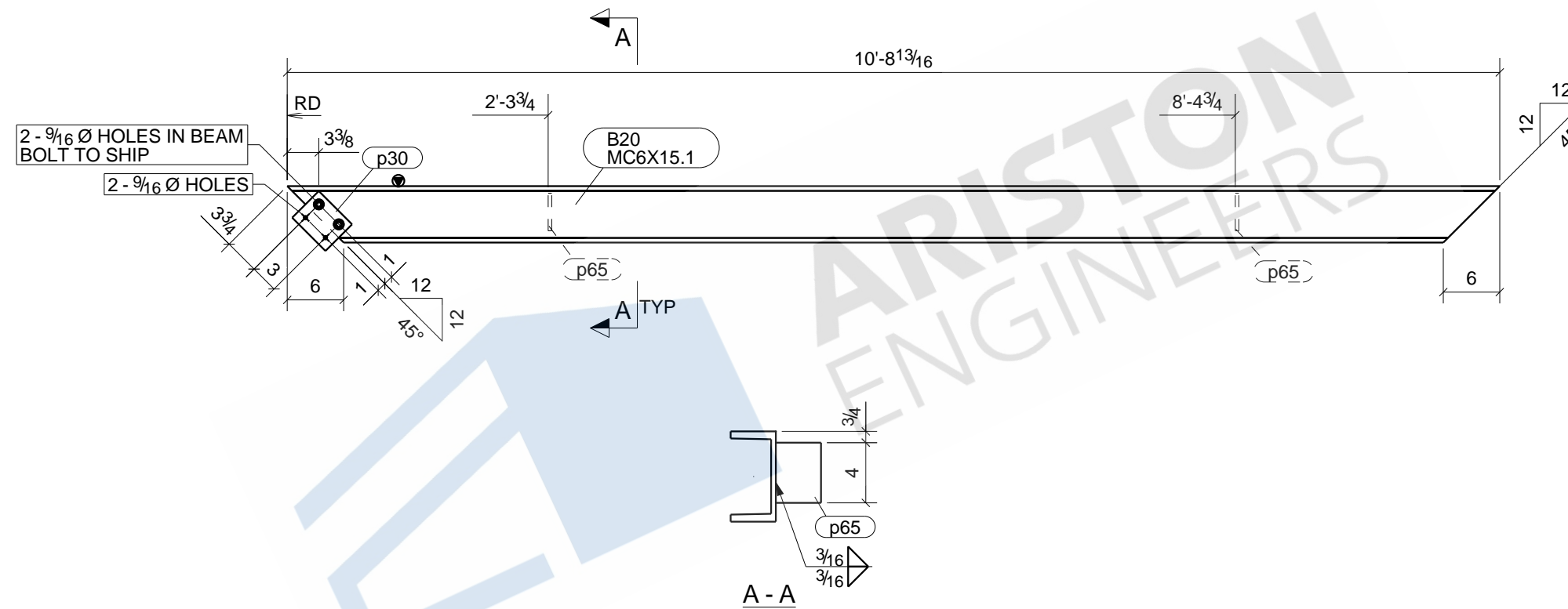


5 - BEAMS - B19

BOLT : 3/4" A325N UNO		MATERIAL	
HOLES : 13/16" UNO		W SHAPES = A992	
WELD : E-70XX		TUBES = A500 (46 KSI)	
FINISH : SHOP PRIME		SHOP PREP PER SPECS	
REVISIONS		ITEM	B19 - BEAM
NO	DESCRIPTION	DATE	JOB A NEW CONVENIENCE STORE FOR EXPRESS MART
			ARCH
			CONTR
	DWN : ARP	DATE:	CHK'D:ASM DATE:
	JOB#		DWG NO. B19

BILL OF MATERIAL

MARK	QTY	DESCRIPTION	LENGTH	WEIGHT	REMARKS
B20	5	BEAMS			BEV-2
B20	5	MC6X15.1	10'-8 13/16"	811	SHOP PRIME A36
p30	5	PL3/8"X4"	0'-5"	11	A36
p65	10	PL3/8"X3"	0'-4"	13	A36
	10	1/2"Ø A325N BOLT	0'-1 1/2"	2	Workshop
TOTAL WEIGHT THIS DRAWING				836	




5 - BEAMS - B20

BOLT : 3/4" A325N UNO		MATERIAL	
HOLES : 13/16" UNO		W SHAPES = A992	
WELD : E-70XX		TUBES = A500 (46 KSI)	
FINISH : SHOP PRIME		SHOP PREP PER SPECS	
REVISIONS		ITEM	B20 - BEAM
NO	DESCRIPTION	DATE	JOB A NEW CONVENIENCE STORE FOR EXPRESS MART
			ARCH
			CONTR
	DWN : ARP	DATE:	CHK'D:ASM DATE:
	JOB#		DWG NO. B20

BILL OF MATERIAL

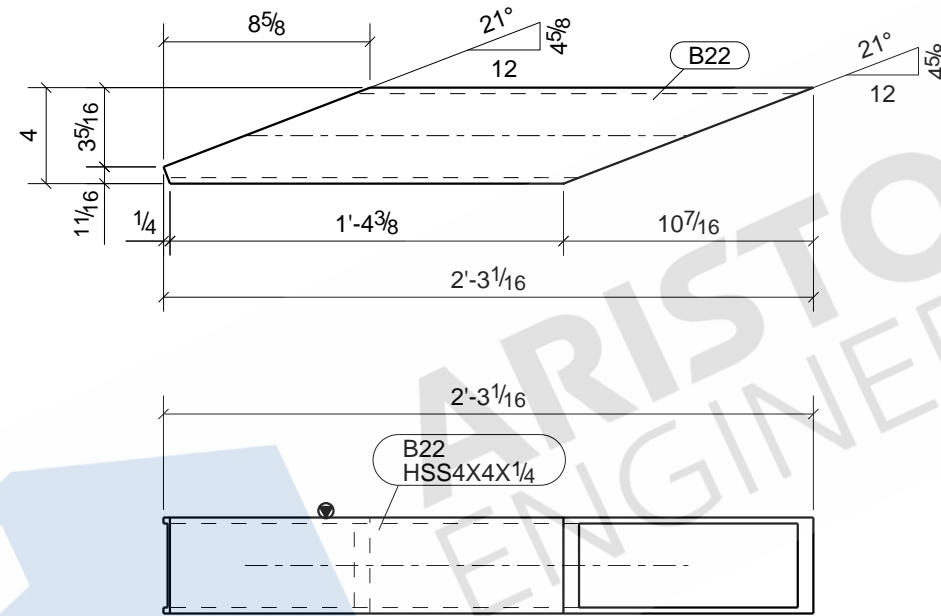
MARK	QTY	DESCRIPTION	LENGTH	WEIGHT	REMARKS
B21	2	BEAMS			BEV-2
B21	2	MC6X15.1	10'-8 13/16"	324	SHOP PRIME A36
p30	2	PL3/8"X4"	0'-5"	4	A36
	4	1/2"Ø A325N BOLT	0'-1 1/2"	1	Workshop
TOTAL WEIGHT THIS DRAWING				329	



BOLT : 3/4" A325N UNO		MATERIAL	
HOLES : 13/16" UNO		W SHAPES = A992 TUBES = A500 (46 KSI) SHOP PREP PER SPECS	
WELD : E-70XX		FINISH : SHOP PRIME	
REVISIONS		ITEM	B21 - BEAM
NO	DESCRIPTION	DATE	JOB : A NEW CONVENIENCE STORE FOR EXPRESS MART
		ARCH	
		CONTR	
		DWN : ARP	DATE:
		CHK'D: ASM	DATE:
		JOB#	DWG NO. B21

BILL OF MATERIAL

MARK	QTY	DESCRIPTION	LENGTH	WEIGHT	REMARKS
B22	1	BEAM			BEV-2
B22	1	HSS4X4X1/4	2'-3 1/16"	26	SHOP PRIME A500-GR.C
TOTAL WEIGHT THIS DRAWING				26	




ONE - BEAM - B22

BOLT : 3/4" A325N UNO		MATERIAL	
HOLES : 13/16" UNO		W SHAPES = A992	
WELD : E-70XX		TUBES = A500 (46 KSI)	
FINISH : SHOP PRIME		SHOP PREP PER SPECS	
REVISIONS		ITEM	B22 - BEAM
NO	DESCRIPTION	DATE	JOB
			A NEW CONVENIENCE STORE FOR EXPRESS MART
			ARCH
			CONTR
	DWN : ARP	DATE:	CHK'D:ASM
	JOB#		DATE:
		DWG NO.	B22

BILL OF MATERIAL

MARK	QTY	DESCRIPTION	LENGTH	WEIGHT	REMARKS
B23	1	BEAM			SQ-2
B23	1	W12X16	22'-11 1/4"	368	SHOP PRIME A992
TOTAL WEIGHT THIS DRAWING				368	



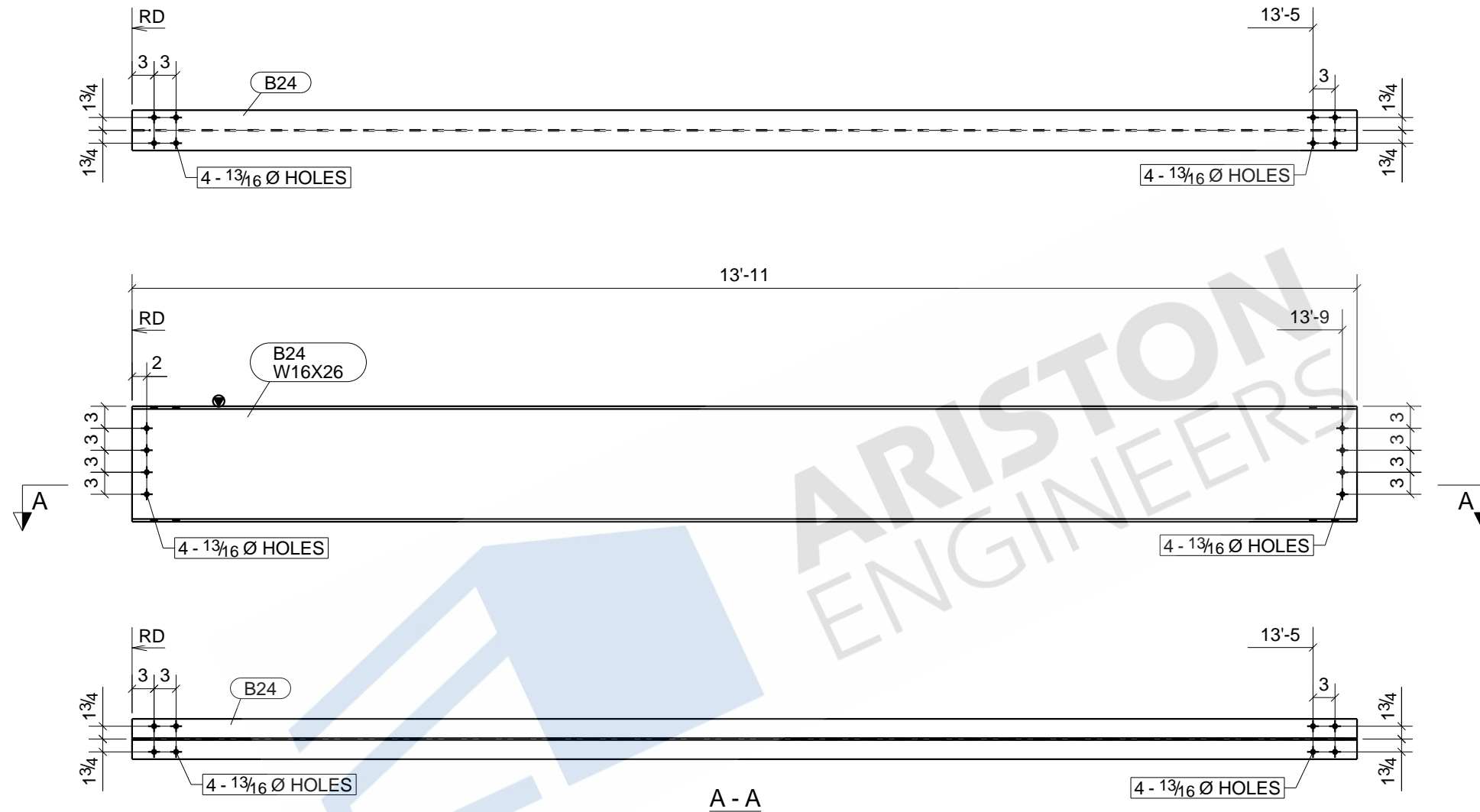
ARISTON ENGINEERS

ONE - BEAM - B23

BOLT : 3/4" A325N UNO		MATERIAL	
HOLES : 13/16" UNO		W SHAPES = A992	
WELD : E-70XX		TUBES = A500 (46 KSI)	
FINISH : SHOP PRIME		SHOP PREP PER SPECS	
REVISIONS		ITEM	B23 - BEAM
NO	DESCRIPTION	DATE	JOB
			A NEW CONVENIENCE STORE FOR EXPRESS MART
			ARCH
			CONTR
	DWN : ARP	DATE:	CHK'D:ASM
	JOB#		DATE:
		DWG NO.	B23

BILL OF MATERIAL

MARK	QTY	DESCRIPTION	LENGTH	WEIGHT	REMARKS
B24	1	BEAM			SQ-2
B24	1	W16X26	13'-11"	364	SHOP PRIME A992
TOTAL WEIGHT THIS DRAWING				364	

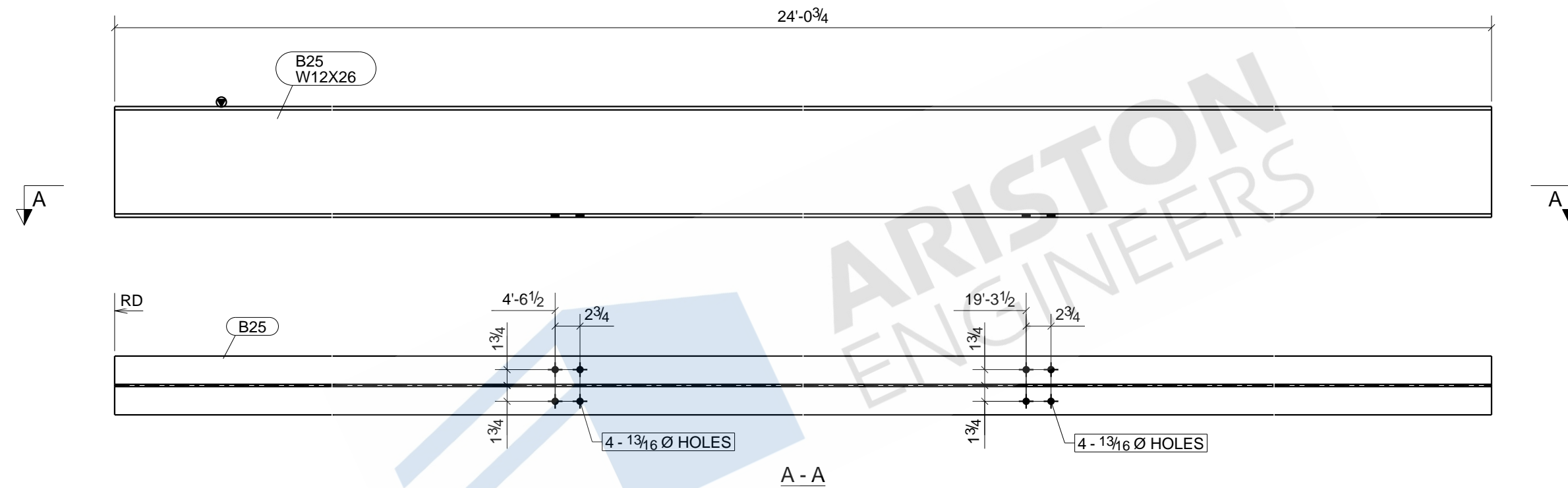


ONE - BEAM - B24

BOLT : 3/4" A325N UNO		MATERIAL	
HOLES : 13/16" UNO		W SHAPES = A992	
WELD : E-70XX		TUBES = A500 (46 KSI)	
FINISH : SHOP PRIME		SHOP PREP PER SPECS	
REVISIONS		ITEM	B24 - BEAM
NO	DESCRIPTION	DATE	JOB
			A NEW CONVENIENCE STORE FOR EXPRESS MART
			ARCH
			CONTR
	DWN : ARP	DATE:	CHK'D:ASM
	JOB#		DATE:
		DWG NO.	B24

BILL OF MATERIAL

MARK	QTY	DESCRIPTION	LENGTH	WEIGHT	REMARKS
B25	2	BEAMS			SQ-2
B25	2	W12X26	24'-0 3/4"	1253	SHOP PRIME A992
TOTAL WEIGHT THIS DRAWING				1253	

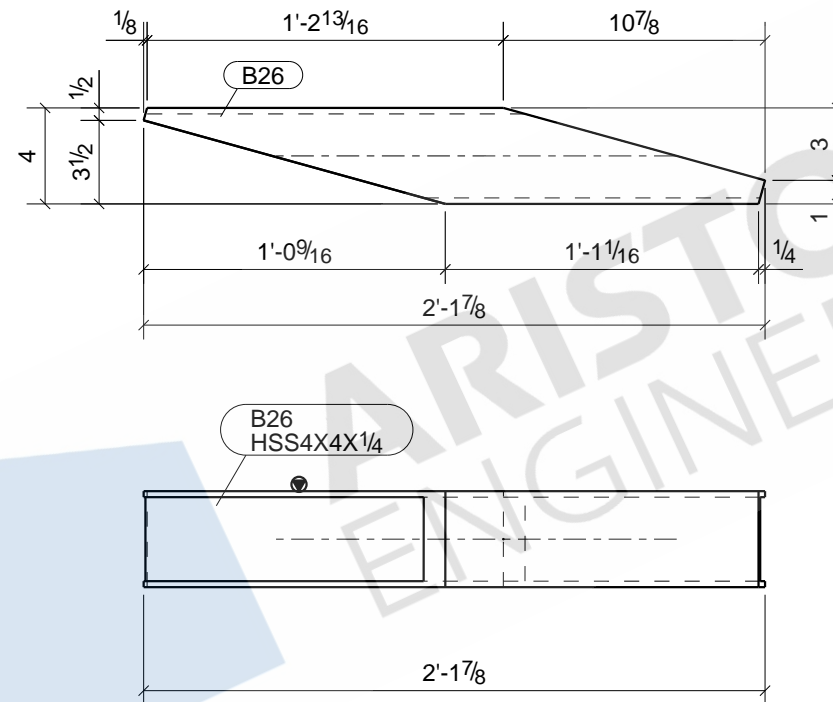


2 - BEAMS - B25

BOLT : 3/4" A325N UNO		MATERIAL	
HOLES : 13/16" UNO		W SHAPES = A992	
WELD : E-70XX		TUBES = A500 (46 KSI)	
FINISH : SHOP PRIME		SHOP PREP PER SPECS	
REVISIONS		ITEM	B25 - BEAM
NO	DESCRIPTION	DATE	JOB
			A NEW CONVENIENCE STORE FOR EXPRESS MART
			ARCH
			CONTR
	DWN : ARP	DATE:	CHK'D:ASM
	JOB#		DATE:
		DWG NO.	B25

BILL OF MATERIAL

MARK	QTY	DESCRIPTION	LENGTH	WEIGHT	REMARKS
B26	1	BEAM			BEV-2
B26	1	HSS4X4X1/4	2'-1 7/8"	25	SHOP PRIME A500-GR.C
TOTAL WEIGHT THIS DRAWING				25	

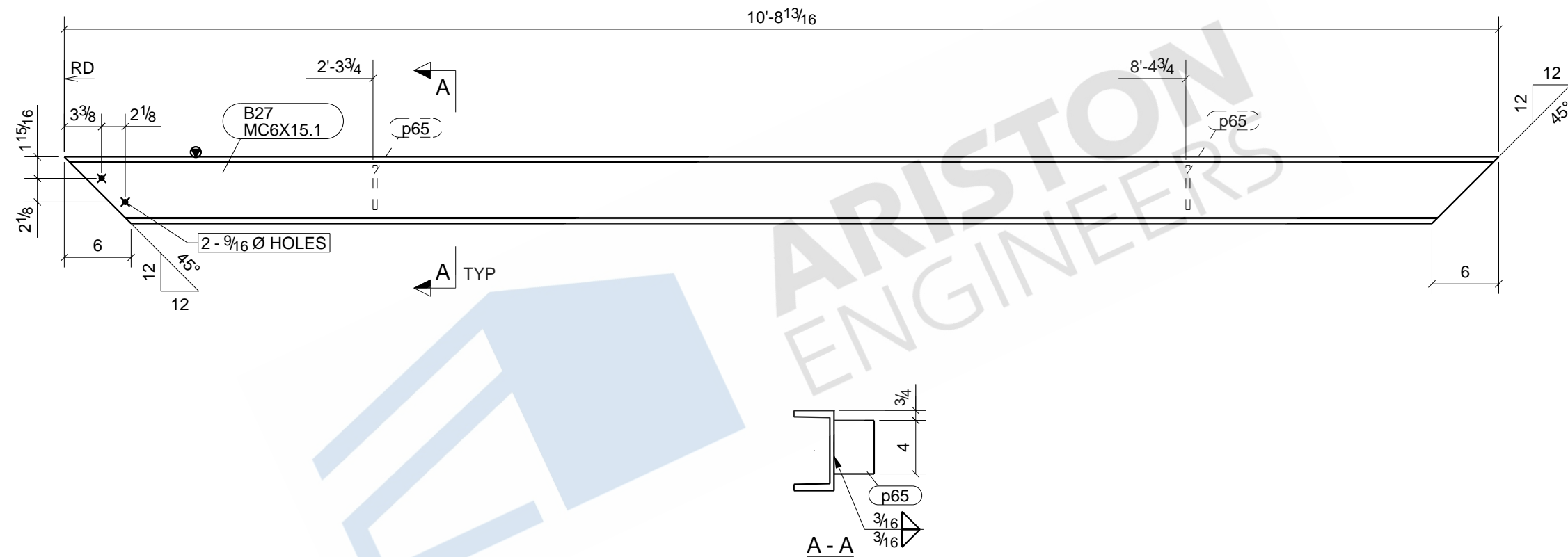


ONE - BEAM - B26

BOLT : 3/4" A325N UNO		MATERIAL	
HOLES : 13/16" UNO		W SHAPES = A992 TUBES = A500 (46 KSI) SHOP PREP PER SPECS	
WELD : E-70XX		FINISH : SHOP PRIME	
REVISIONS		ITEM	B26 - BEAM
NO	DESCRIPTION	DATE	JOB
			A NEW CONVENIENCE STORE FOR EXPRESS MART
			ARCH
			CONTR
	DWN : ARP	DATE:	CHK'D:ASM
	JOB#		DATE:
		DWG NO.	B26

BILL OF MATERIAL

MARK	QTY	DESCRIPTION	LENGTH	WEIGHT	REMARKS
B27	5	BEAMS			BEV-2
B27	5	MC6X15.1	10'-8 13/16"	811	SHOP PRIME A36
p65	10	PL3/8"X3"	0'-4"	13	A36
TOTAL WEIGHT THIS DRAWING				824	

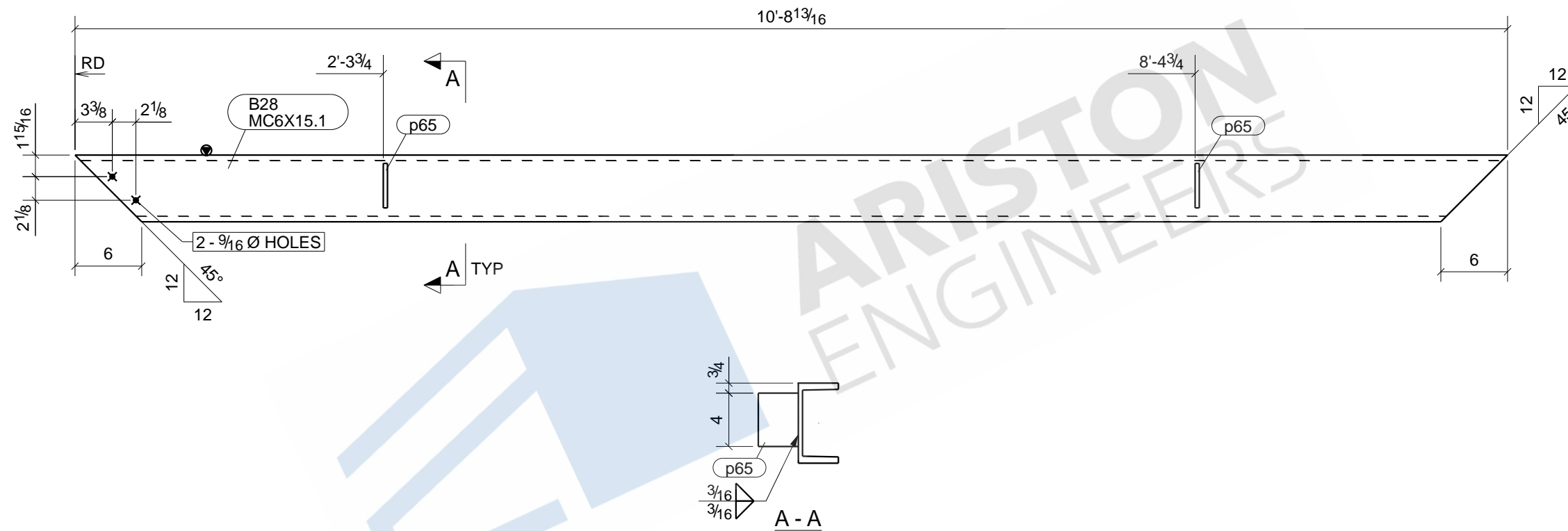


5 - BEAMS - B27

BOLT : 3/4" A325N UNO		MATERIAL	
HOLES : 13/16" UNO		W SHAPES = A992	
WELD : E-70XX		TUBES = A500 (46 KSI)	
FINISH : SHOP PRIME		SHOP PREP PER SPECS	
REVISIONS		ITEM	B27 - BEAM
NO	DESCRIPTION	DATE	JOB
			A NEW CONVENIENCE STORE FOR EXPRESS MART
			ARCH
			CONTR
	DWN : ARP	DATE:	CHK'D: ASM
	JOB#		DATE:
		DWG NO.	B27

BILL OF MATERIAL

MARK	QTY	DESCRIPTION	LENGTH	WEIGHT	REMARKS
B28	5	BEAMS			BEV-2
B28	5	MC6X15.1	10'-8 13/16"	811	SHOP PRIME A36
p65	10	PL3/8"X3"	0'-4"	13	A36
TOTAL WEIGHT THIS DRAWING				824	

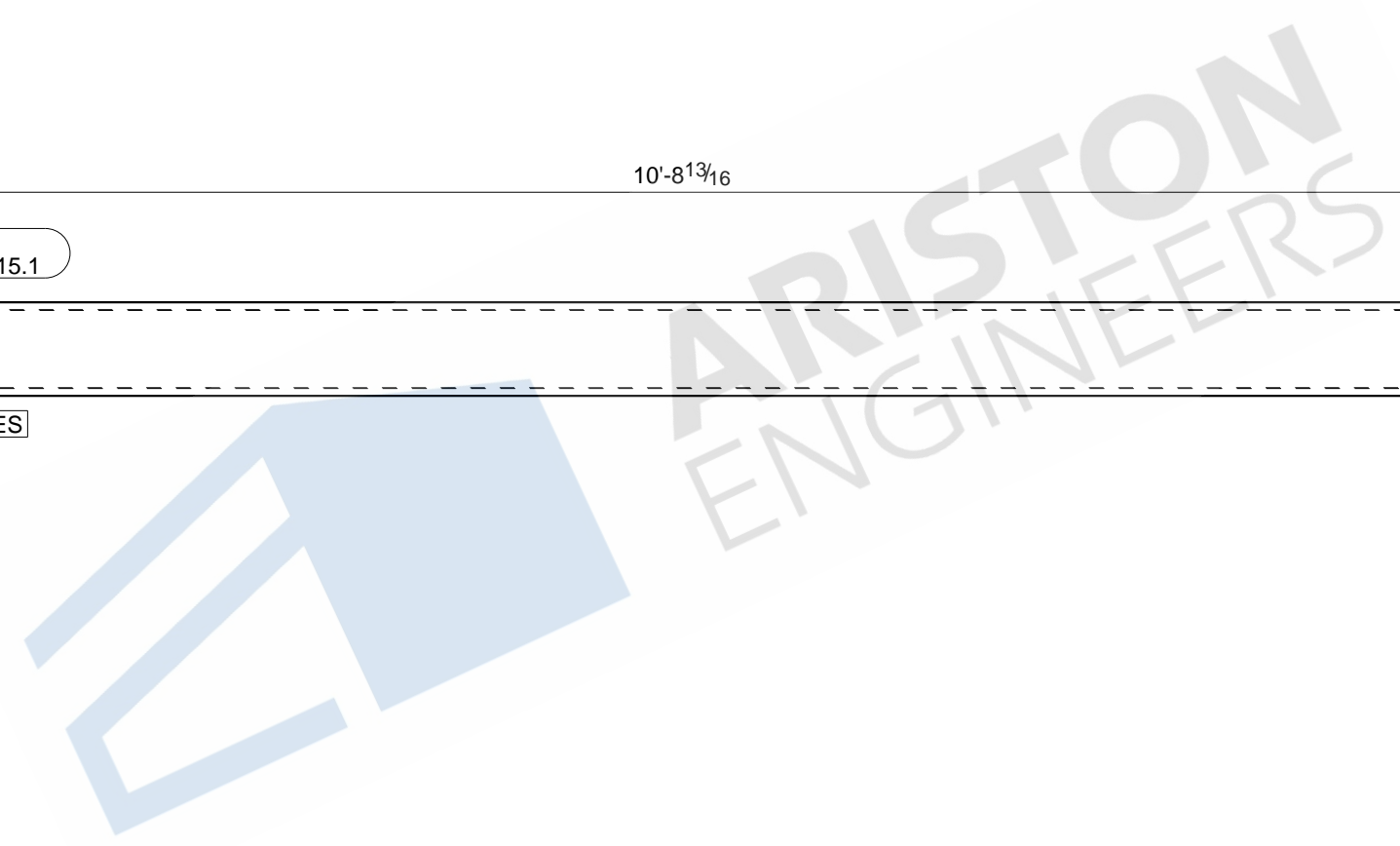
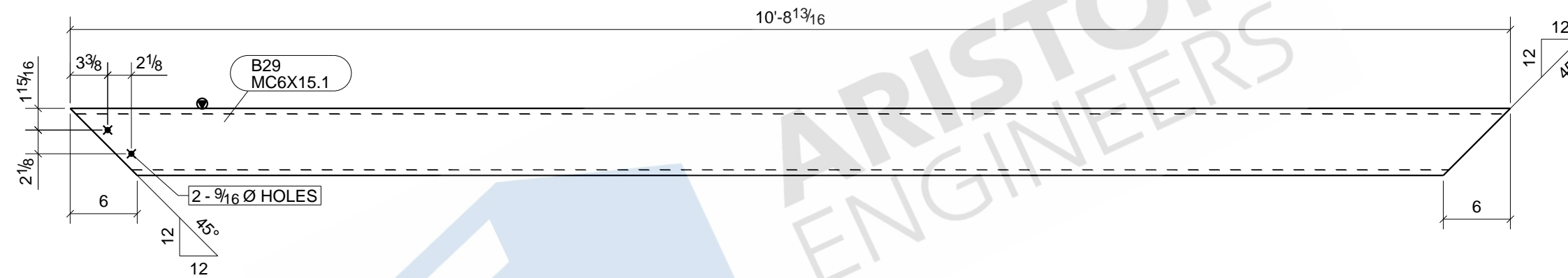


5 - BEAMS - B28

BOLT : 3/4" A325N UNO		MATERIAL	
HOLES : 13/16" UNO		W SHAPES = A992	
WELD : E-70XX		TUBES = A500 (46 KSI)	
FINISH : SHOP PRIME		SHOP PREP PER SPECS	
REVISIONS		ITEM	B28 - BEAM
NO	DESCRIPTION	DATE	JOB
			A NEW CONVENIENCE STORE FOR EXPRESS MART
			ARCH
			CONTR
	DWN : ARP	DATE:	CHK'D:ASM
	JOB#		DATE:
		DWG NO.	B28

BILL OF MATERIAL

MARK	QTY	DESCRIPTION	LENGTH	WEIGHT	REMARKS
B29	2	BEAMS			BEV-2
B29	2	MC6X15.1	10'-8 13/16"	324	SHOP PRIME A36
TOTAL WEIGHT THIS DRAWING				324	

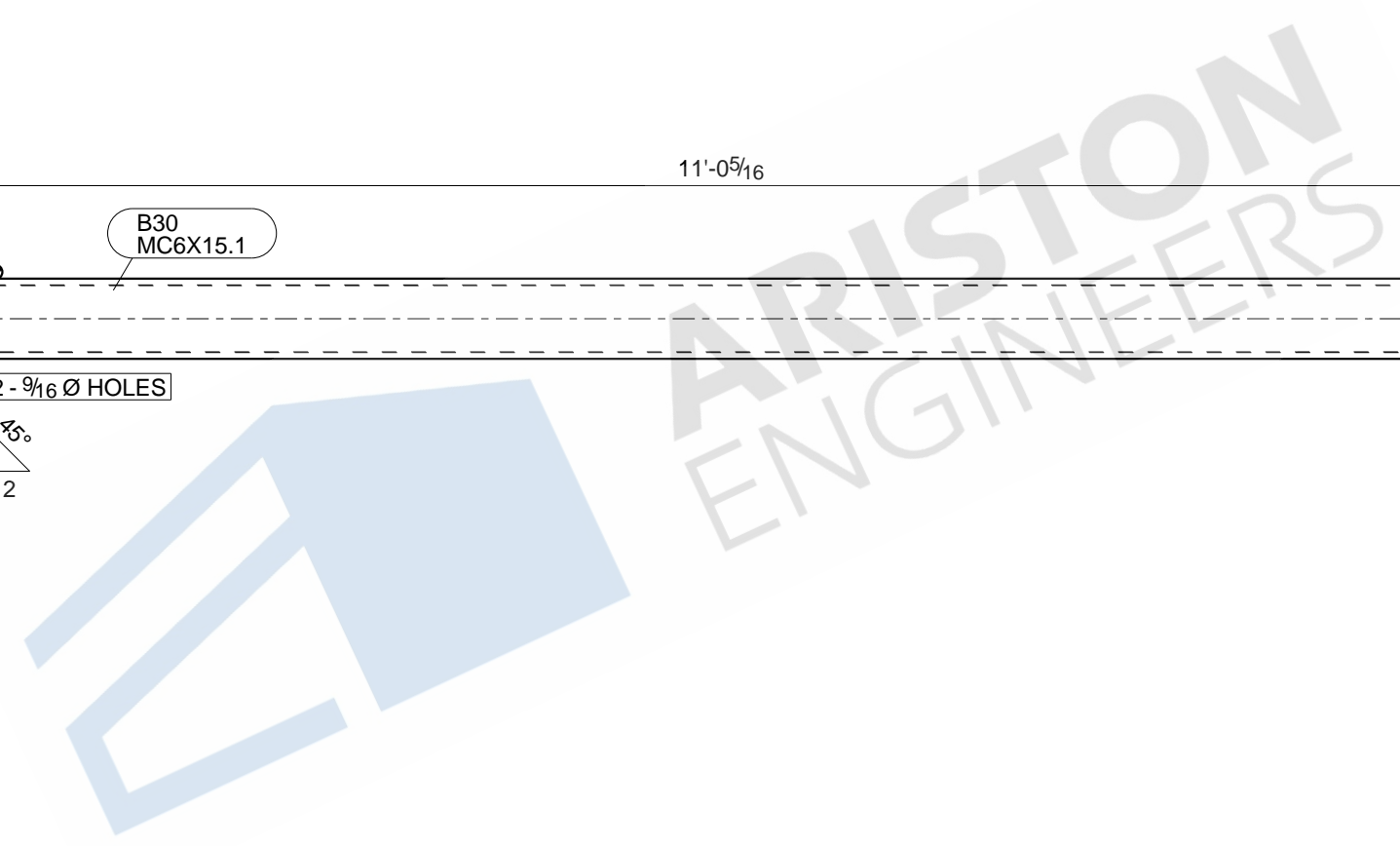
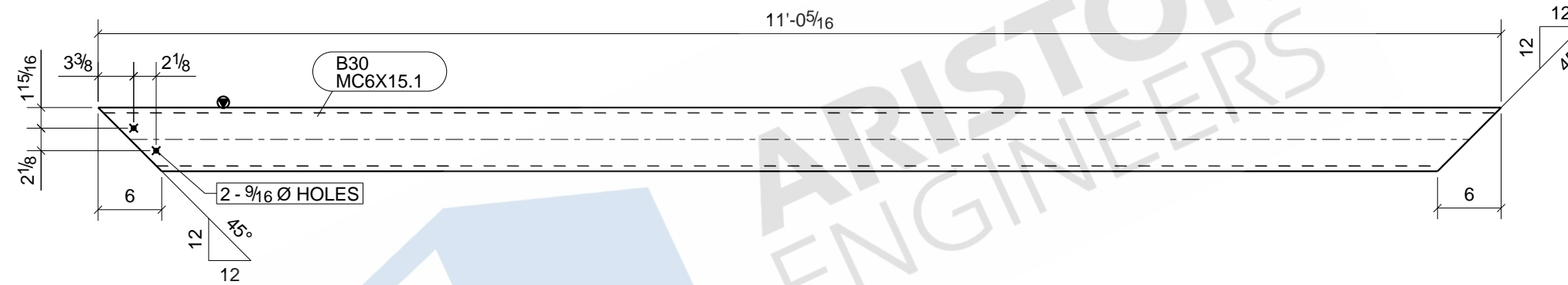


2 - BEAMS - B29

BOLT : 3/4" A325N UNO		MATERIAL	
HOLES : 13/16" UNO		W SHAPES = A992 TUBES = A500 (46 KSI) SHOP PREP PER SPECS	
WELD : E-70XX		FINISH : SHOP PRIME	
REVISIONS		ITEM	B29 - BEAM
NO	DESCRIPTION	DATE	JOB
			A NEW CONVENIENCE STORE FOR EXPRESS MART
			ARCH
			CONTR
	DWN : ARP	DATE:	CHK'D: ASM
	JOB#		DATE:
		DWG NO.	B29

BILL OF MATERIAL

MARK	QTY	DESCRIPTION	LENGTH	WEIGHT	REMARKS
B30	1	BEAM			BEV-2
B30	1	MC6X15.1	11'-0 5/16"	167	SHOP PRIME A36
TOTAL WEIGHT THIS DRAWING				167	

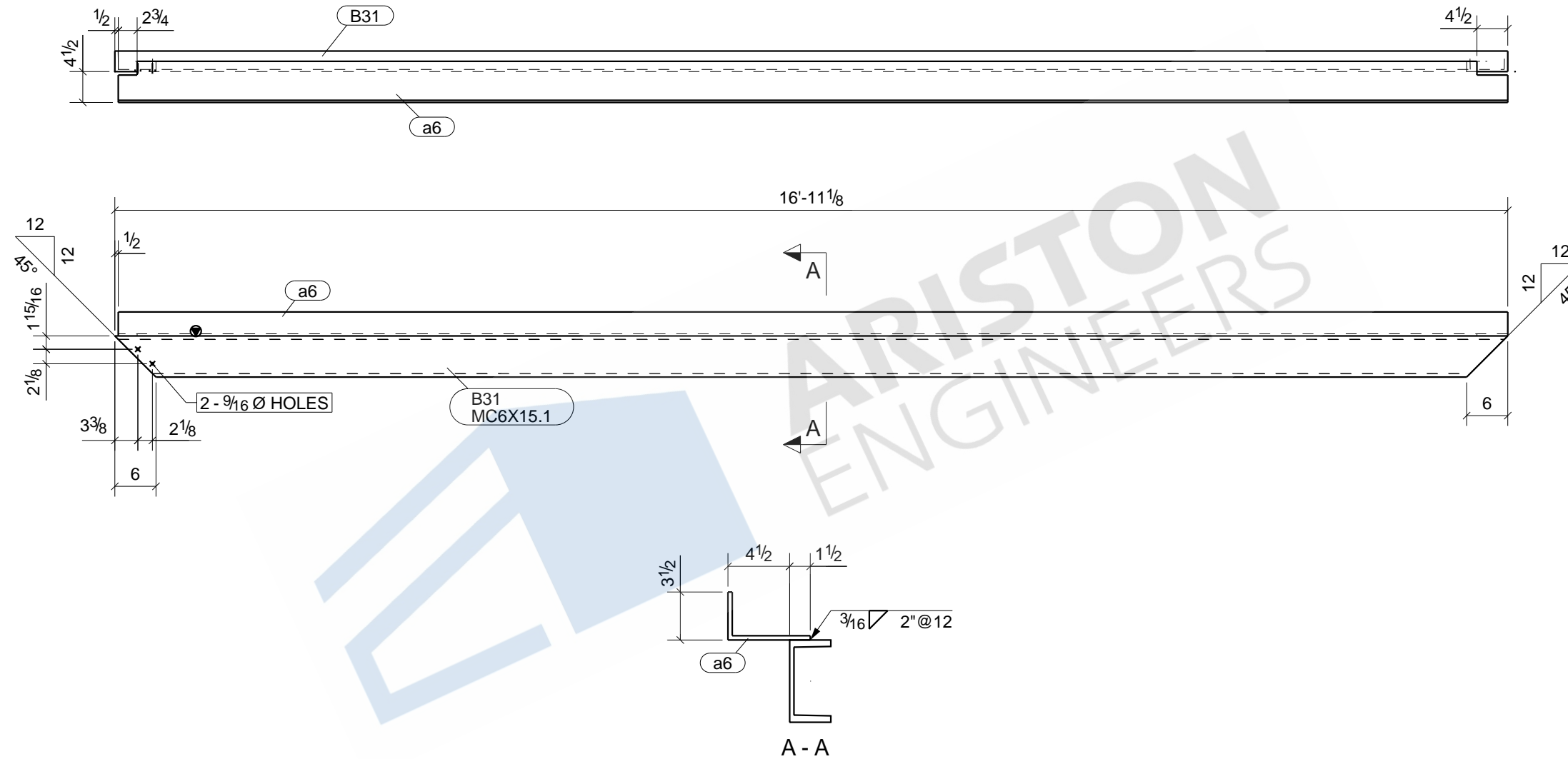


ONE - BEAM - B30

BOLT : 3/4" A325N UNO		MATERIAL	
HOLES : 13/16" UNO		W SHAPES = A992 TUBES = A500 (46 KSI) SHOP PREP PER SPECS	
WELD : E-70XX		FINISH : SHOP PRIME	
REVISIONS		ITEM	B30 - BEAM
NO	DESCRIPTION	DATE	JOB A NEW CONVENIENCE STORE FOR EXPRESS MART
		ARCH	
		CONTR	
		DWN : ARP	DATE:
		CHK'D: ASM	DATE:
		JOB#	DWG NO. B30

BILL OF MATERIAL

MARK	QTY	DESCRIPTION	LENGTH	WEIGHT	REMARKS
B31	1	BEAM			BEV-2
B31	1	MC6X15.1	16'-11 1/8"	256	SHOP PRIME A36
a6	1	L6X3-1/2X5/16	16'-10 5/8"	166	A36
TOTAL WEIGHT THIS DRAWING				422	

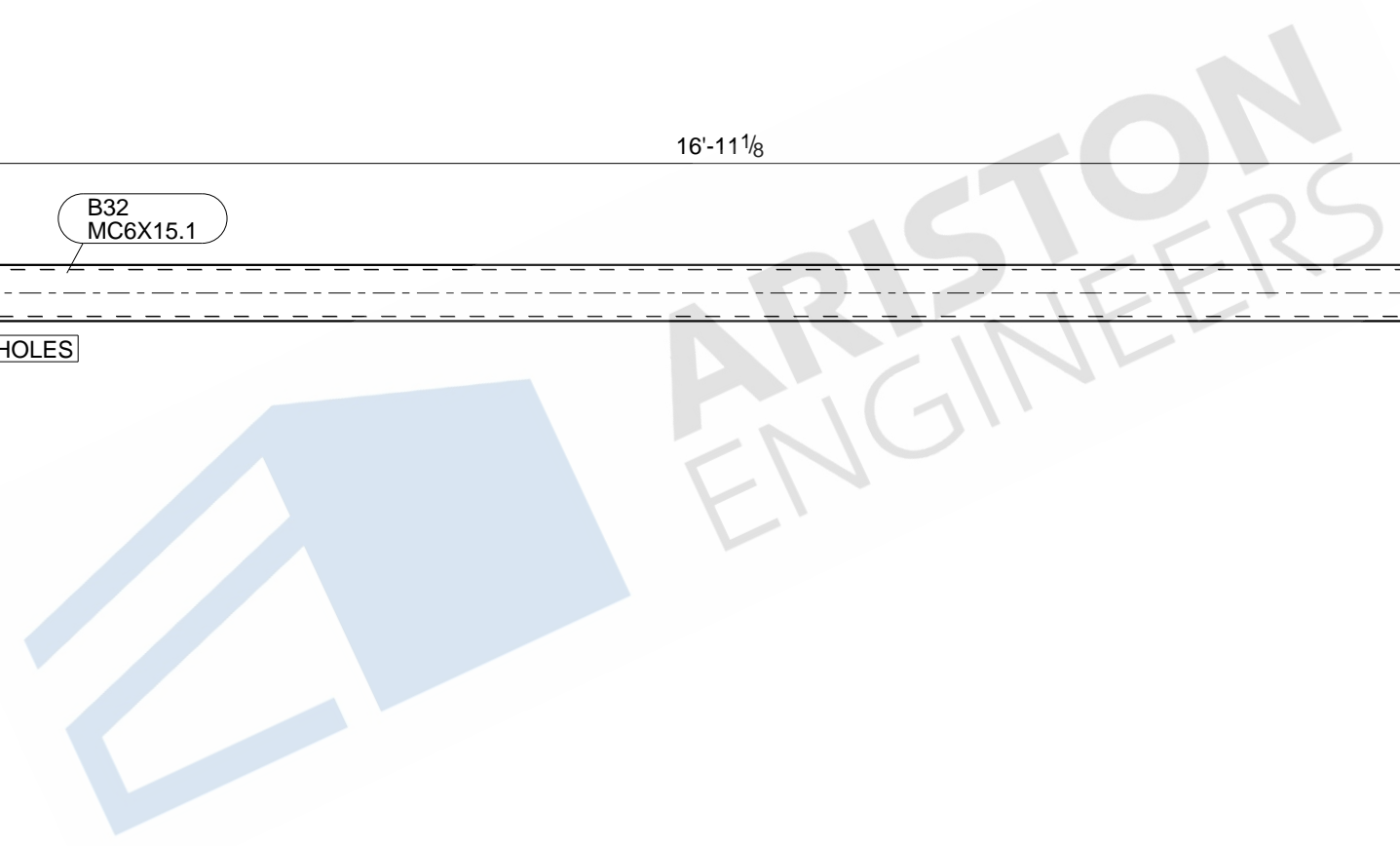
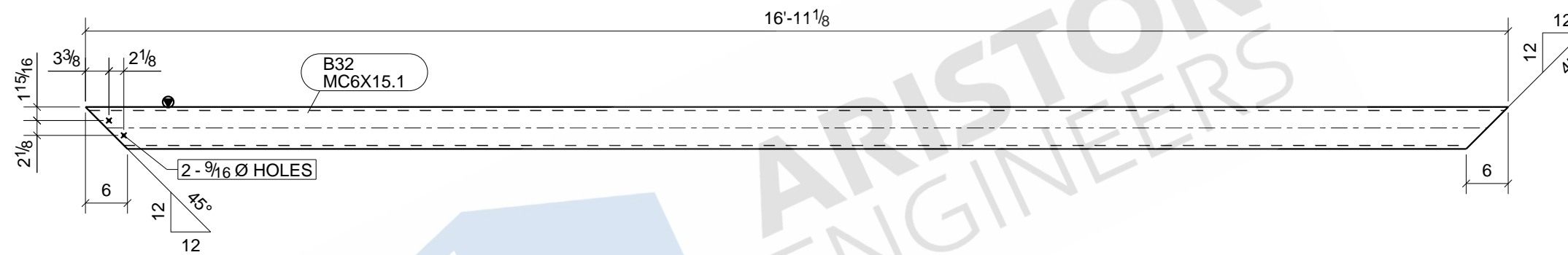


ONE - BEAM - B31

BOLT : 3/4" A325N UNO		MATERIAL	
HOLES : 13/16" UNO		W SHAPES = A992	
WELD : E-70XX		TUBES = A500 (46 KSI)	
FINISH : SHOP PRIME		SHOP PREP PER SPECS	
REVISIONS		ITEM	B31 - BEAM
NO	DESCRIPTION	DATE	JOB
			A NEW CONVENIENCE STORE FOR EXPRESS MART
			ARCH
			CONTR
	DWN : ARP	DATE:	CHK'D:ASM
	JOB#		DATE:
		DWG NO.	B31

BILL OF MATERIAL

MARK	QTY	DESCRIPTION	LENGTH	WEIGHT	REMARKS
B32	2	BEAMS			BEV-2
B32	2	MC6X15.1	16'-11 1/8"	512	SHOP PRIME A36
TOTAL WEIGHT THIS DRAWING				512	

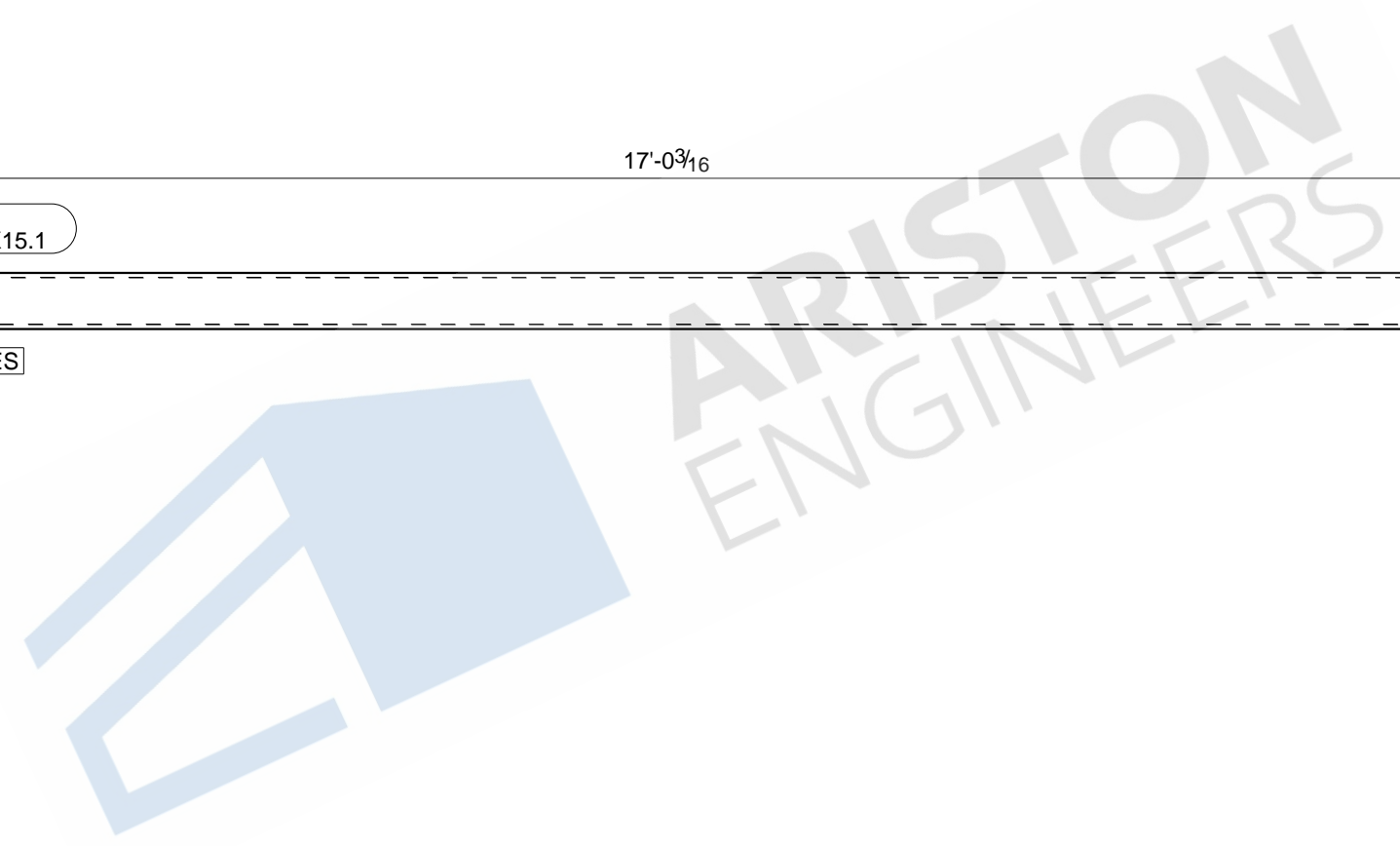
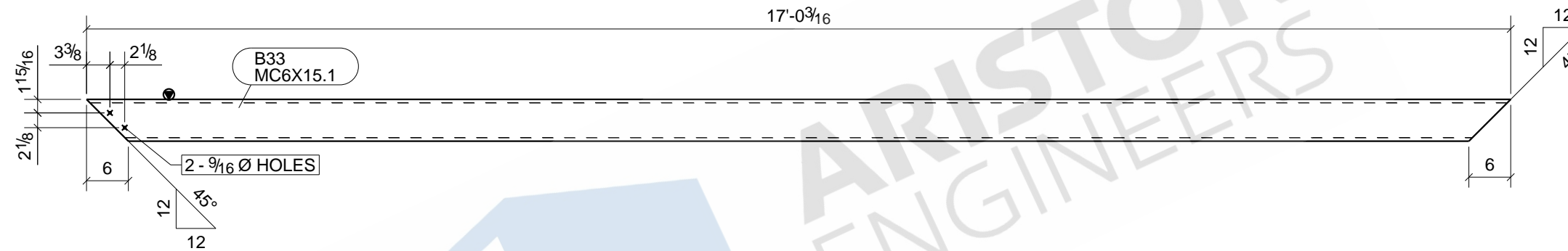


2 - BEAMS - B32

BOLT : 3/4" A325N UNO		MATERIAL	
HOLES : 13/16" UNO		W SHAPES = A992 TUBES = A500 (46 KSI) SHOP PREP PER SPECS	
WELD : E-70XX		FINISH : SHOP PRIME	
REVISIONS		ITEM	B32 - BEAM
NO	DESCRIPTION	DATE	JOB A NEW CONVENIENCE STORE FOR EXPRESS MART
		ARCH	
		CONTR	
		DWN : ARP	DATE:
		CHK'D: ASM	DATE:
		JOB#	DWG NO. B32

BILL OF MATERIAL

MARK	QTY	DESCRIPTION	LENGTH	WEIGHT	REMARKS
B33	1	BEAM			BEV-2
B33	1	MC6X15.1	17'-0 3/16"	257	SHOP PRIME A36
TOTAL WEIGHT THIS DRAWING				257	

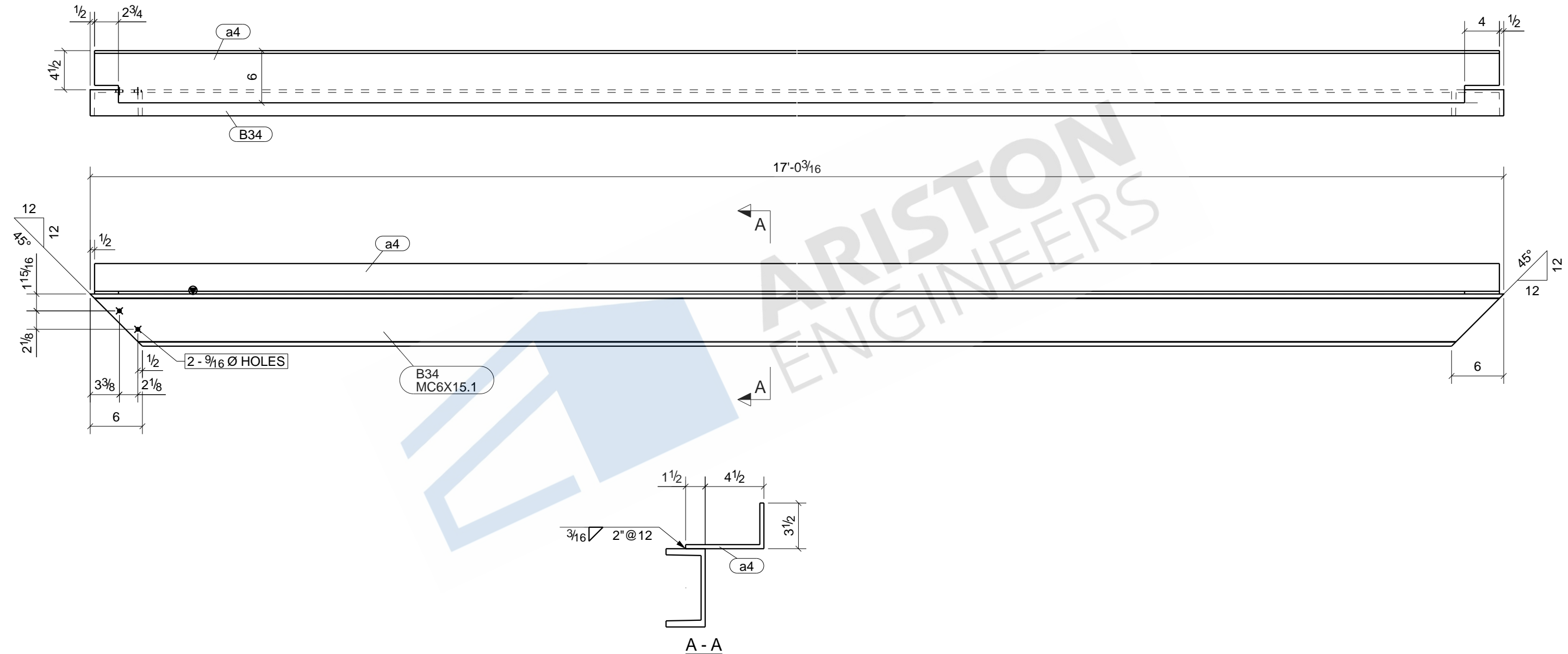


ONE - BEAM - B33

BOLT : 3/4" A325N UNO		MATERIAL	
HOLES : 13/16" UNO		W SHAPES = A992 TUBES = A500 (46 KSI) SHOP PREP PER SPECS	
WELD : E-70XX		FINISH : SHOP PRIME	
REVISIONS		ITEM	B33 - BEAM
NO	DESCRIPTION	DATE	JOB : A NEW CONVENIENCE STORE FOR EXPRESS MART
		ARCH	
		CONTR	
		DWN : ARP	DATE:
		CHK'D: ASM	DATE:
		JOB#	DWG NO. B33

BILL OF MATERIAL

MARK	QTY	DESCRIPTION	LENGTH	WEIGHT	REMARKS
B34	1	BEAM			BEV-2
B34	1	MC6X15.1	17'-0 3/16"	257	SHOP PRIME A36
a4	1	L6X3-1/2X5/16	16'-11 3/16"	167	A36
TOTAL WEIGHT THIS DRAWING				424	




ONE - BEAM - B34

BOLT : 3/4" A325N UNO		MATERIAL	
HOLES : 13/16" UNO		W SHAPES = A992	
WELD : E-70XX		TUBES = A500 (46 KSI)	
FINISH : SHOP PRIME		SHOP PREP PER SPECS	
REVISIONS		ITEM	B34 - BEAM
NO	DESCRIPTION	DATE	JOB
			A NEW CONVENIENCE STORE FOR EXPRESS MART
			ARCH
			CONTR
	DWN : ARP	DATE:	CHK'D:ASM
	JOB#		DATE:
		DWG NO.	B34

BILL OF MATERIAL

MARK	QTY	DESCRIPTION	LENGTH	WEIGHT	REMARKS
B35	1	BEAM			SQ-1/BEV-1
B35	1	HSS6X4X1/4	5'-3 1/8"	77	SHOP PRIME A500-GR.C
p69	1	PL1/4"X3 3/4"	0'-5 3/4"	2	A36
TOTAL WEIGHT THIS DRAWING				79	

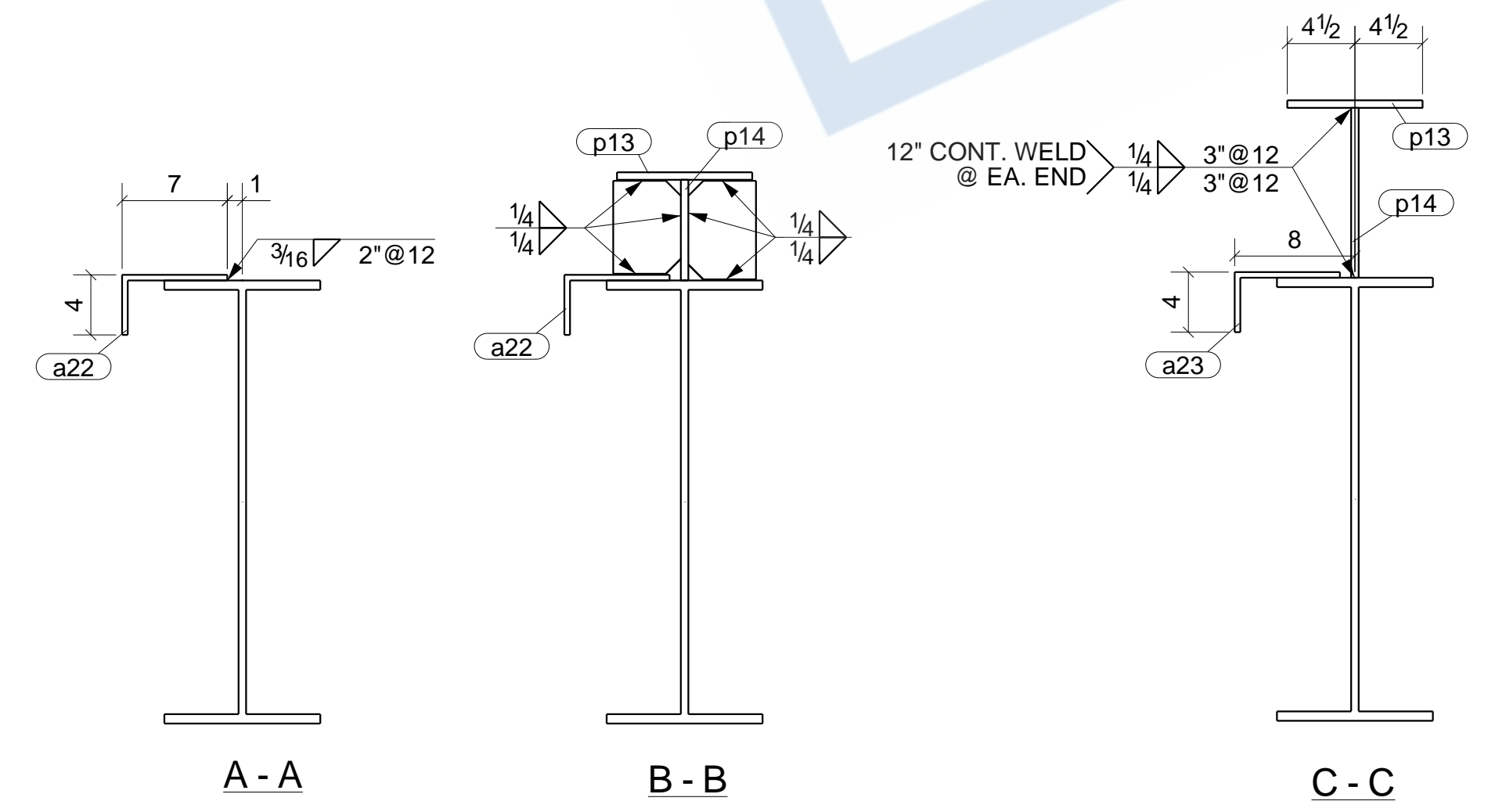
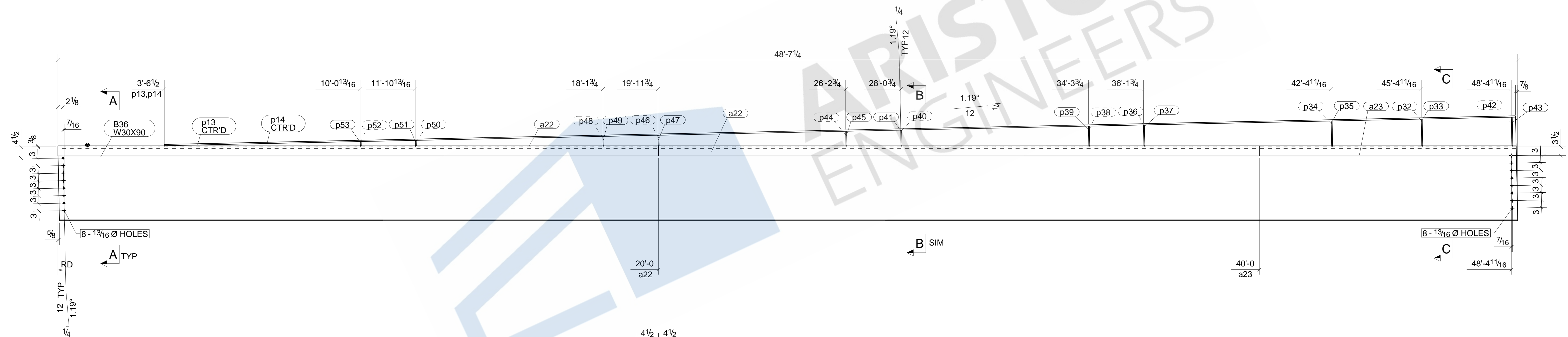


ONE - BEAM - B35

BOLT : 3/4" A325N UNO		MATERIAL	
HOLES : 13/16" UNO		W SHAPES = A992	
WELD : E-70XX		TUBES = A500 (46 KSI)	
FINISH : SHOP PRIME		SHOP PREP PER SPECS	
REVISIONS		ITEM	B35 - BEAM
NO	DESCRIPTION	DATE	JOB : A NEW CONVENIENCE STORE FOR EXPRESS MART
			ARCH
			CONTR
	DWN : ARP	DATE:	CHK'D:ASM DATE:
	JOB#		DWG NO. B35

BILL OF MATERIAL

MARK	QTY	DESCRIPTION	LENGTH	WEIGHT	REMARKS
B36	1	BEAM			BEV-2
B36	1	W30X90	48'-7 1/4"	4350	SHOP PRIME A992
a22	2	L7X4X3/8	20'-0"	545	A36
a23	1	L7X4X3/8	8'-6 5/8"	116	A36
p13	1	PL1/2"X9"	45'-0"	689	A36
p14	1	PL1/2"X12"	45'-0"	473	A36
p32	1	PL3/8"X4 1/2"	0'-11"	5	A36
p33	1	PL3/8"X4 1/2"	0'-10 5/8"	5	A36
p34	1	PL3/8"X4 1/2"	0'-10 3/16"	5	A36
p35	1	PL3/8"X4 1/2"	0'-9 13/16"	5	A36
p36	1	PL3/8"X4 1/2"	0'-8 5/8"	4	A36
p37	1	PL3/8"X4 1/2"	0'-8 1/4"	4	A36
p38	1	PL3/8"X4 1/2"	0'-8 3/16"	4	A36
p39	1	PL3/8"X4 1/2"	0'-7 3/4"	4	A36
p40	1	PL3/8"X4 1/2"	0'-6 9/16"	3	A36
p41	1	PL3/8"X4 1/2"	0'-6 3/16"	3	A36
p42	1	PL3/8"X4 1/2"	0'-11 3/4"	6	A36
p43	1	PL3/8"X4 1/2"	0'-11 3/8"	5	A36
p44	1	PL3/8"X4 1/2"	0'-6 1/8"	3	A36
p45	1	PL3/8"X4 1/2"	0'-5 3/4"	3	A36
p46	1	PL3/8"X4 1/2"	0'-4 1/2"	2	A36
p47	1	PL3/8"X4 1/8"	0'-4 1/2"	2	A36
p48	1	PL3/8"X4 1/16"	0'-4 1/2"	2	A36
p49	1	PL3/8"X3 11/16"	0'-4 1/2"	2	A36
p50	1	PL3/8"X2 7/16"	0'-4 1/2"	1	A36
p51	1	PL3/8"X2 1/16"	0'-4 1/2"	1	A36
p52	1	PL3/8"X2"	0'-4 1/2"	1	A36
p53	1	PL3/8"X1 5/8"	0'-4 1/2"	1	A36
TOTAL WEIGHT THIS DRAWING				6241	

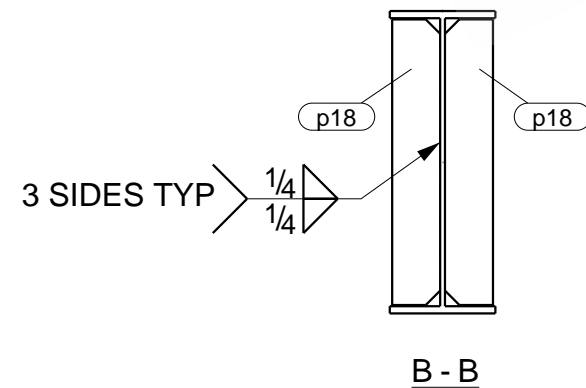
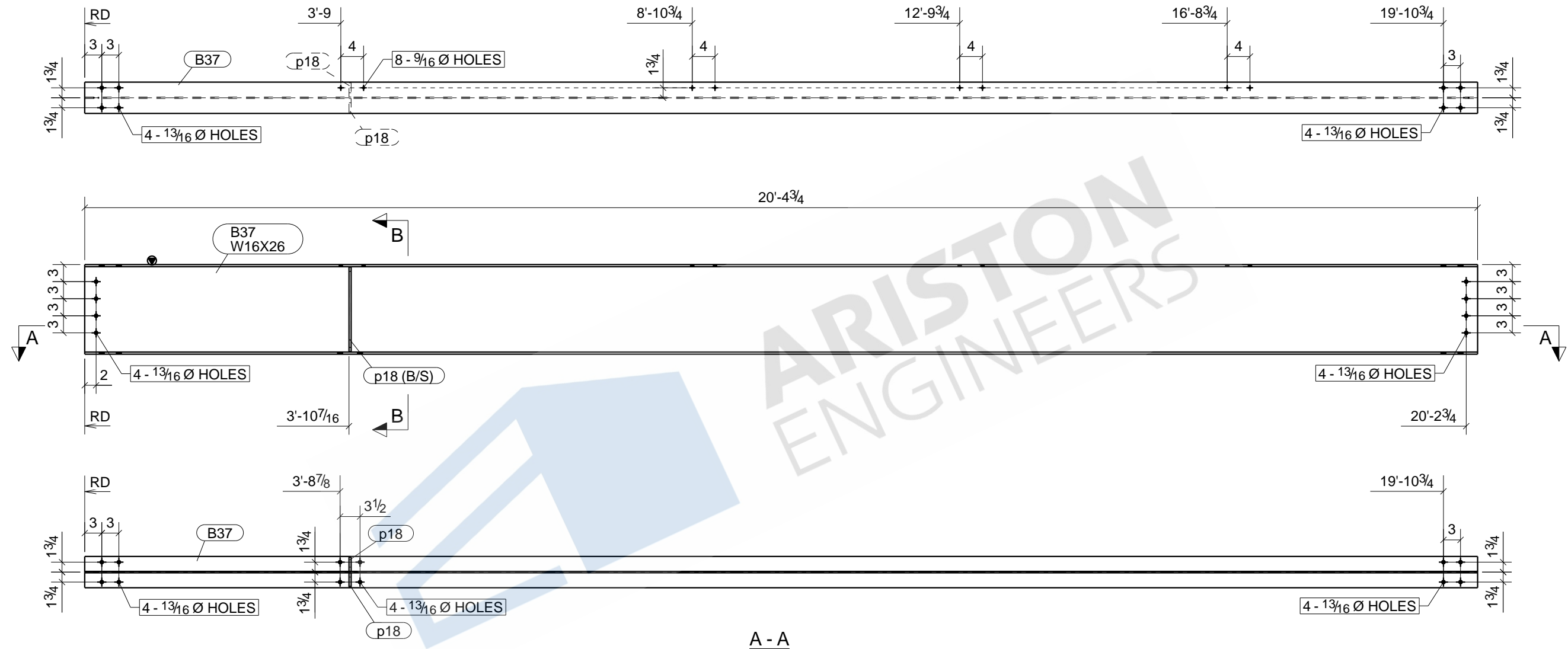


ONE - BEAM - B36

BOLT : 3/4" A325N UNO		MATERIAL	
HOLES : 13/16" UNO		W SHAPES = A992 TUBES = A500 (46 KSI) SHOP PREP PER SPECS	
WELD : E-70XX		FINISH : SHOP PRIME	
REVISIONS		ITEM	B36 - BEAM
NO	DESCRIPTION	DATE	JOB
			A NEW CONVENIENCE STORE FOR EXPRESS MART
			ARCH
			CONTR
	DWN : ARP	DATE:	CHK'D:ASM
	JOB#		DATE:
		DWG NO.	B36

BILL OF MATERIAL

MARK	QTY	DESCRIPTION	LENGTH	WEIGHT	REMARKS
B37	1	BEAM			SQ-2
B37	1	W16X26	20'-4 3/4"	533	SHOP PRIME A992
p18	2	PL3/8"X2 1/2"	1'-2 7/8"	8	A36
TOTAL WEIGHT THIS DRAWING				541	

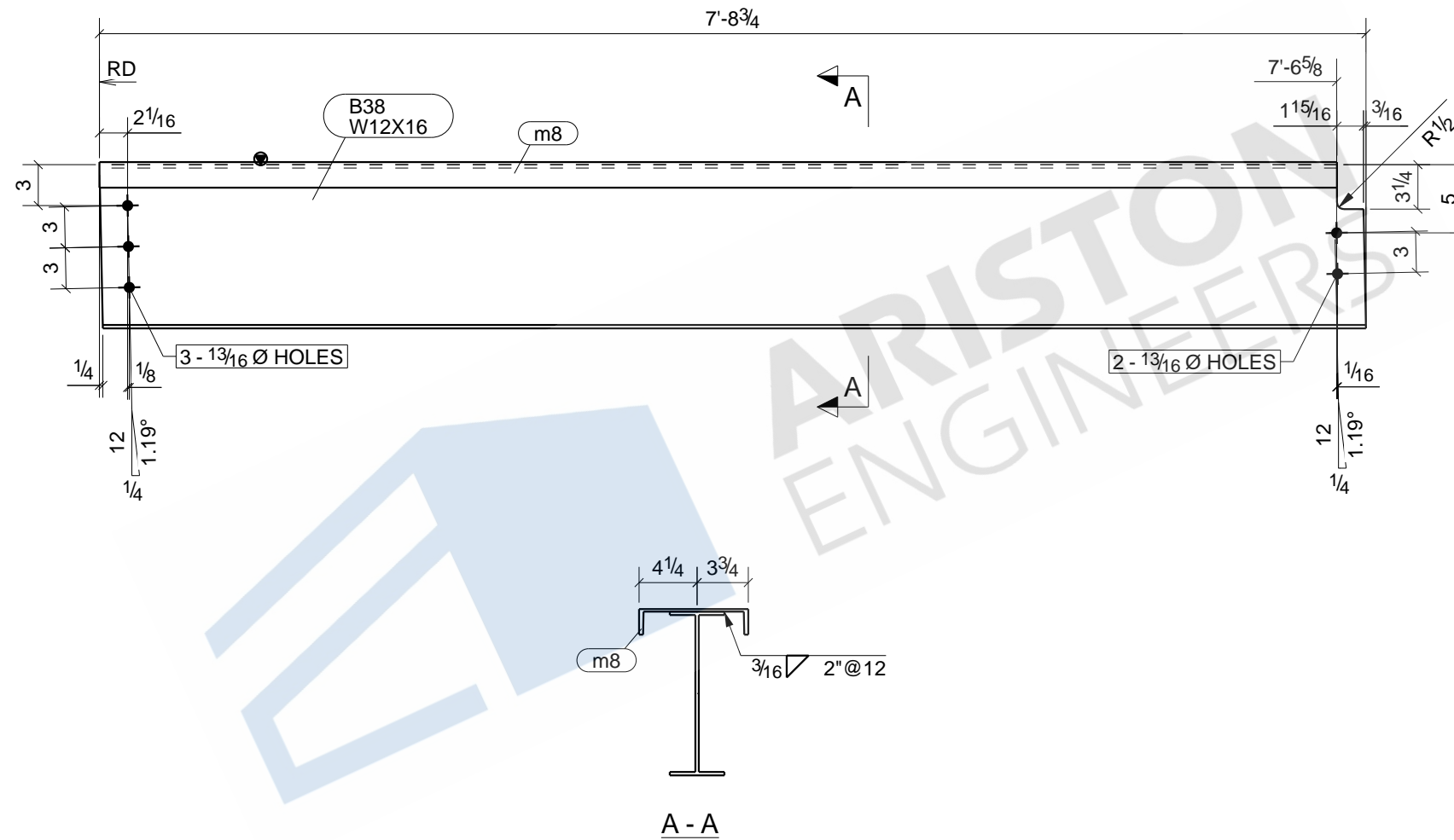


ONE - BEAM - B37

BOLT : 3/4" A325N UNO		MATERIAL	
HOLES : 13/16" UNO		W SHAPES = A992	
WELD : E-70XX		TUBES = A500 (46 KSI)	
FINISH : SHOP PRIME		SHOP PREP PER SPECS	
REVISIONS		ITEM	B37 - BEAM
NO	DESCRIPTION	DATE	JOB
			A NEW CONVENIENCE STORE FOR EXPRESS MART
			ARCH
			CONTR
		DWN : ARP	DATE:
		CHK'D: ASM	DATE:
		JOB#	DWG NO. B37

BILL OF MATERIAL

MARK	QTY	DESCRIPTION	LENGTH	WEIGHT	REMARKS
B38	1	BEAM			BEV-2
B38	1	W12X16	7'-8 3/4"	124	SHOP PRIME A992
m8	1	MC8X8.5	7'-6 5/8"	64	A36
TOTAL WEIGHT THIS DRAWING				188	

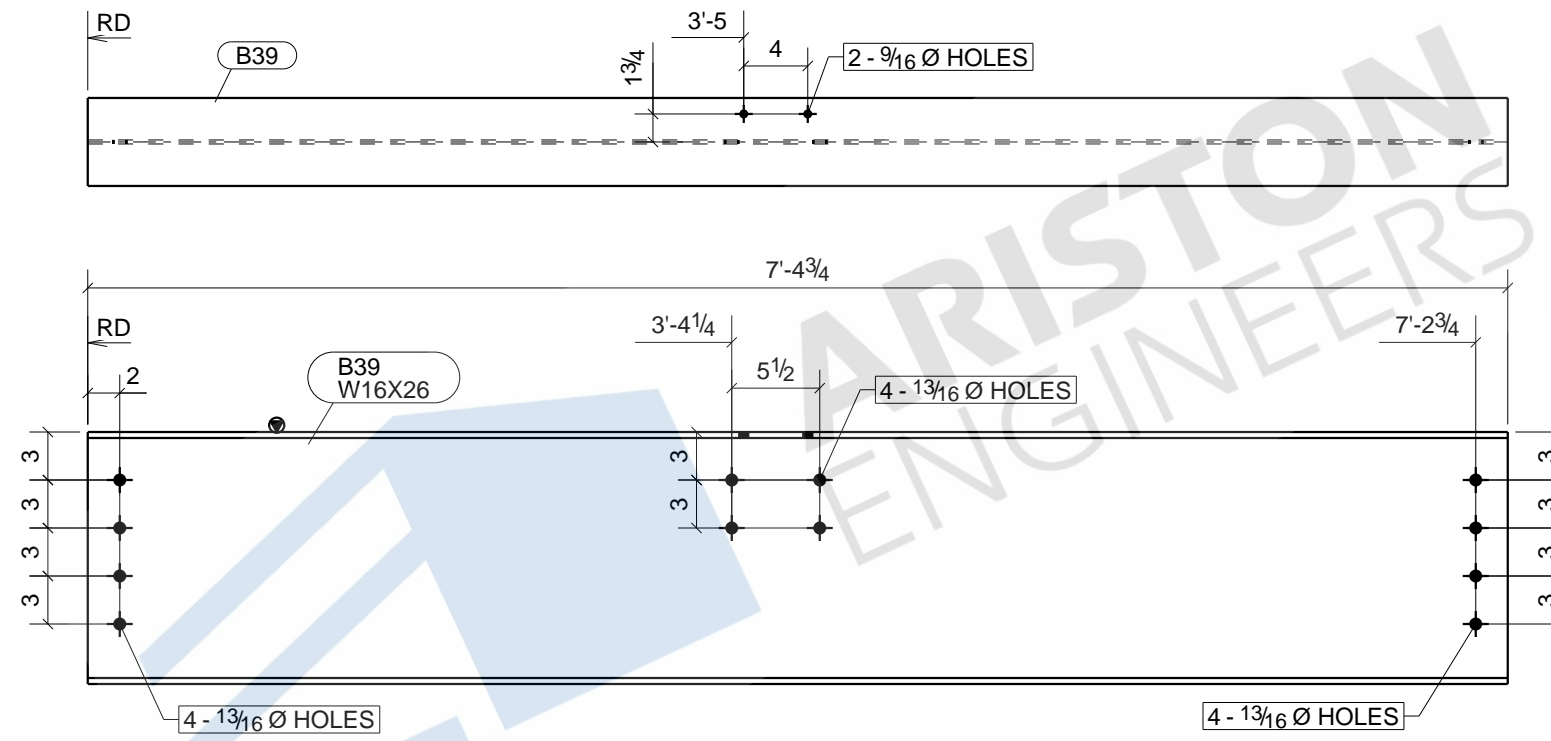


ONE - BEAM - B38

BOLT : 3/4" A325N UNO		MATERIAL	
HOLES : 13/16" UNO		W SHAPES = A992	
WELD : E-70XX		TUBES = A500 (46 KSI)	
FINISH : SHOP PRIME		SHOP PREP PER SPECS	
REVISIONS		ITEM	B38 - BEAM
NO	DESCRIPTION	DATE	JOB
			A NEW CONVENIENCE STORE FOR EXPRESS MART
			ARCH
			CONTR
	DWN : ARP	DATE:	CHK'D:ASM
	JOB#		DATE:
		DWG NO.	B38

BILL OF MATERIAL

MARK	QTY	DESCRIPTION	LENGTH	WEIGHT	REMARKS
B39	1	BEAM			SQ-2
B39	1	W16X26	7'-4 3/4"	193	SHOP PRIME A992
TOTAL WEIGHT THIS DRAWING				193	

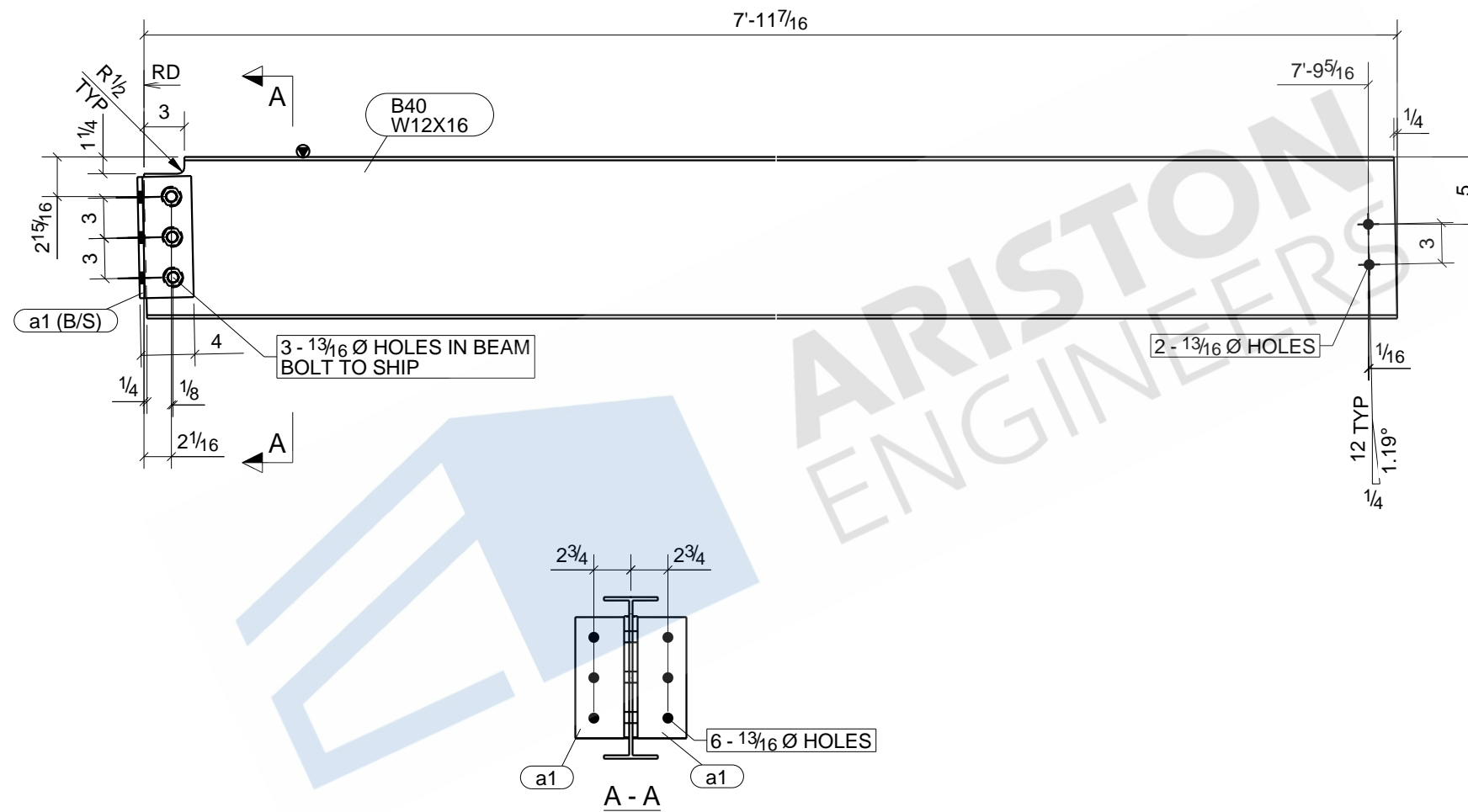


ONE - BEAM - B39

BOLT : 3/4" A325N UNO		MATERIAL	
HOLES : 13/16" UNO		W SHAPES = A992	
WELD : E-70XX		TUBES = A500 (46 KSI)	
FINISH : SHOP PRIME		SHOP PREP PER SPECS	
REVISIONS		ITEM	B39 - BEAM
NO	DESCRIPTION	DATE	JOB
			A NEW CONVENIENCE STORE FOR EXPRESS MART
			ARCH
			CONTR
	DWN : ARP	DATE:	CHK'D:ASM
	JOB#		DATE:
		DWG NO.	B39

BILL OF MATERIAL

MARK	QTY	DESCRIPTION	LENGTH	WEIGHT	REMARKS
B40	2	BEAMS			BEV-2
B40	2	W12X16	7'-11 7/16"	255	SHOP PRIME A992
a1	4	L4X4X3/8	0'-9"	29	A36
	6	3/4"Ø A325N BOLT	0'-2 1/4"	4	Workshop
TOTAL WEIGHT THIS DRAWING				288	

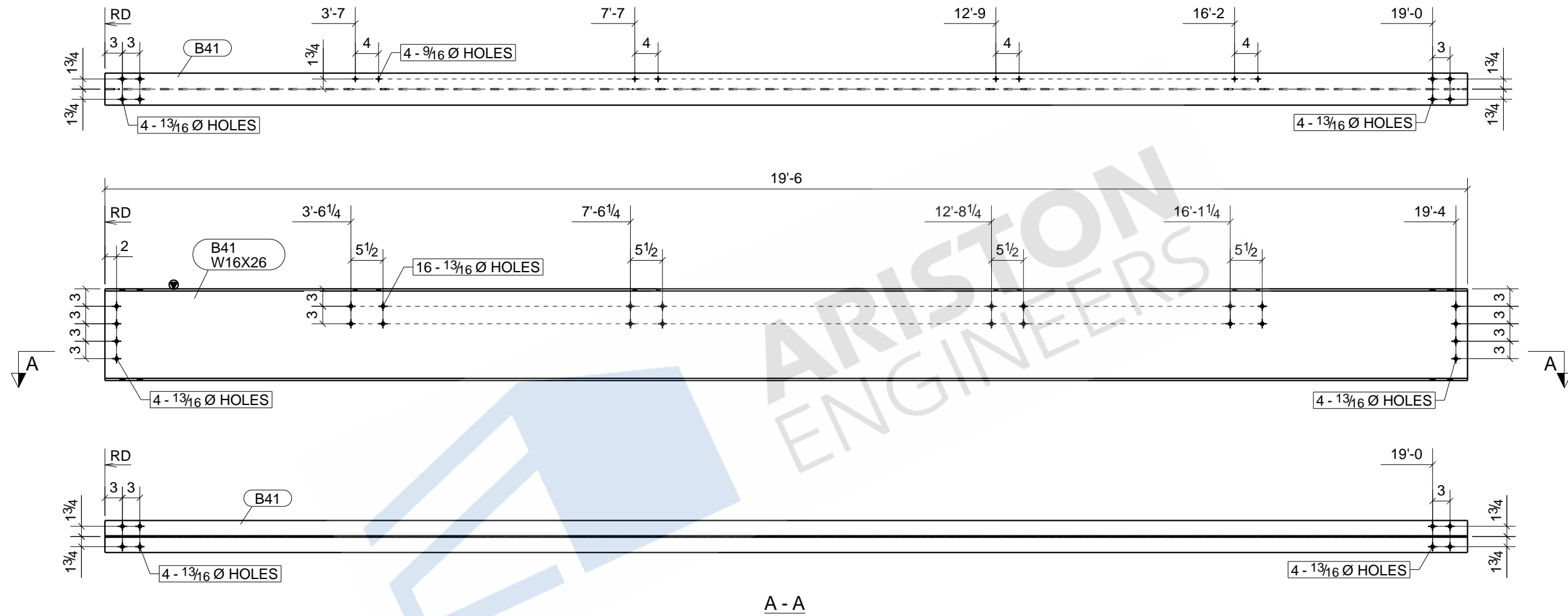


2 - BEAMS - B40

BOLT : 3/4" A325N UNO		MATERIAL	
HOLES : 13/16" UNO		W SHAPES = A992	
WELD : E-70XX		TUBES = A500 (46 KSI)	
FINISH : SHOP PRIME		SHOP PREP PER SPECS	
REVISIONS		ITEM	B40 - BEAM
NO	DESCRIPTION	DATE	JOB
			A NEW CONVENIENCE STORE FOR EXPRESS MART
			ARCH
			CONTR
	DWN : ARP	DATE:	CHK'D:ASM
	JOB#		DATE:
		DWG NO.	B40

BILL OF MATERIAL

MARK	QTY	DESCRIPTION	LENGTH	WEIGHT	REMARKS
B41	1	BEAM			SQ-2
B41	1	W16X26	19'-6"	510	SHOP PRIME A992
TOTAL WEIGHT THIS DRAWING				510	



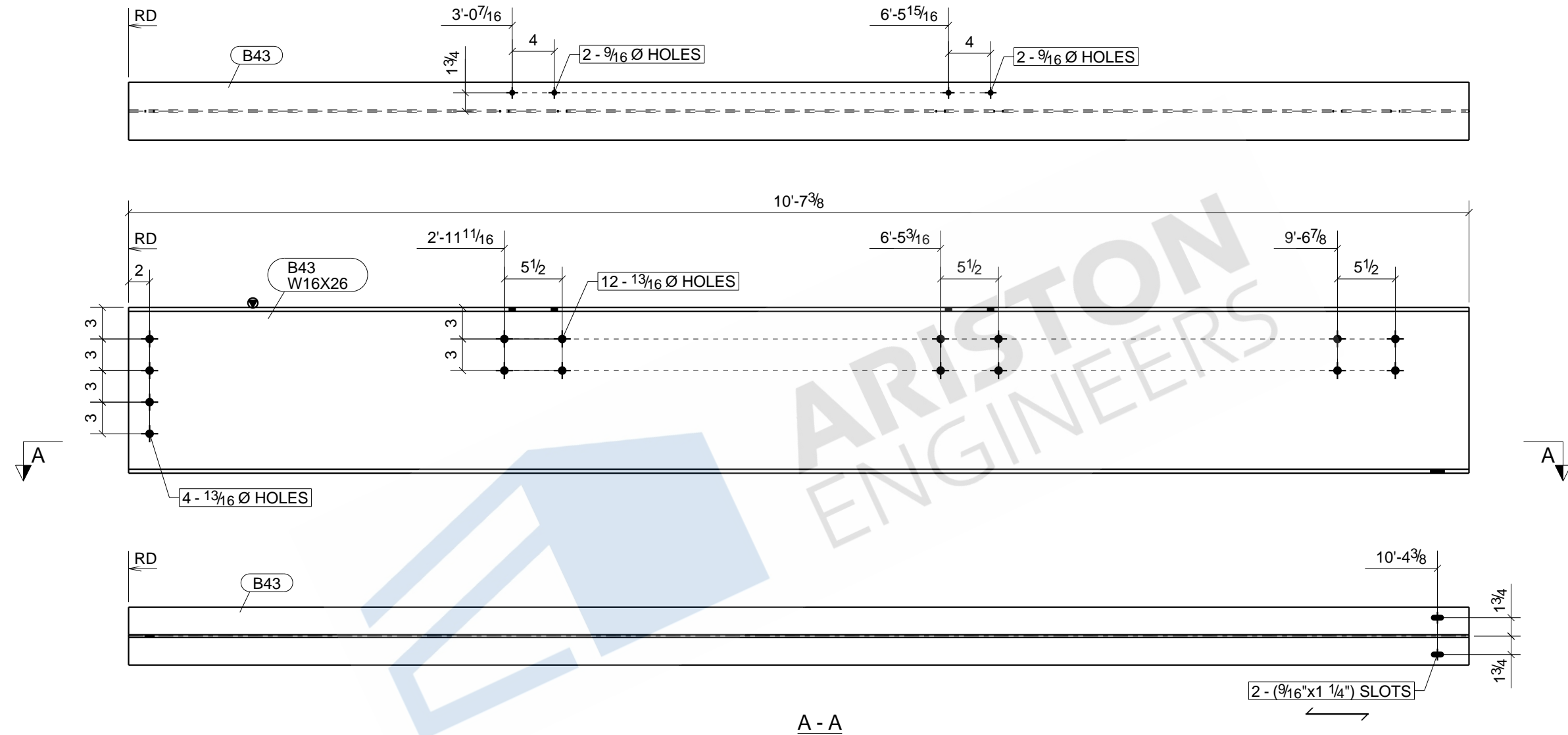
A - A

ONE - BEAM - B41

BOLT : 3/4" A325N UNO		MATERIAL	
HOLES : 13/16" UNO		W SHAPES = A992	
WELD : E-70XX		TUBES = A500 (46 KSI)	
FINISH : SHOP PRIME		SHOP PREP PER SPECS	
REVISIONS		ITEM	B41 - BEAM
NO	DESCRIPTION	DATE	JOB
			A NEW CONVENIENCE STORE FOR EXPRESS MART
			ARCH
			CONTR
	DWN : ARP	DATE:	CHK'D:ASM
	JOB#		DATE:
		DWG NO.	B41

BILL OF MATERIAL

MARK	QTY	DESCRIPTION	LENGTH	WEIGHT	REMARKS
B43	1	BEAM			SQ-2
B43	1	W16X26	10'-7 3/8"	277	SHOP PRIME A992
TOTAL WEIGHT THIS DRAWING				277	

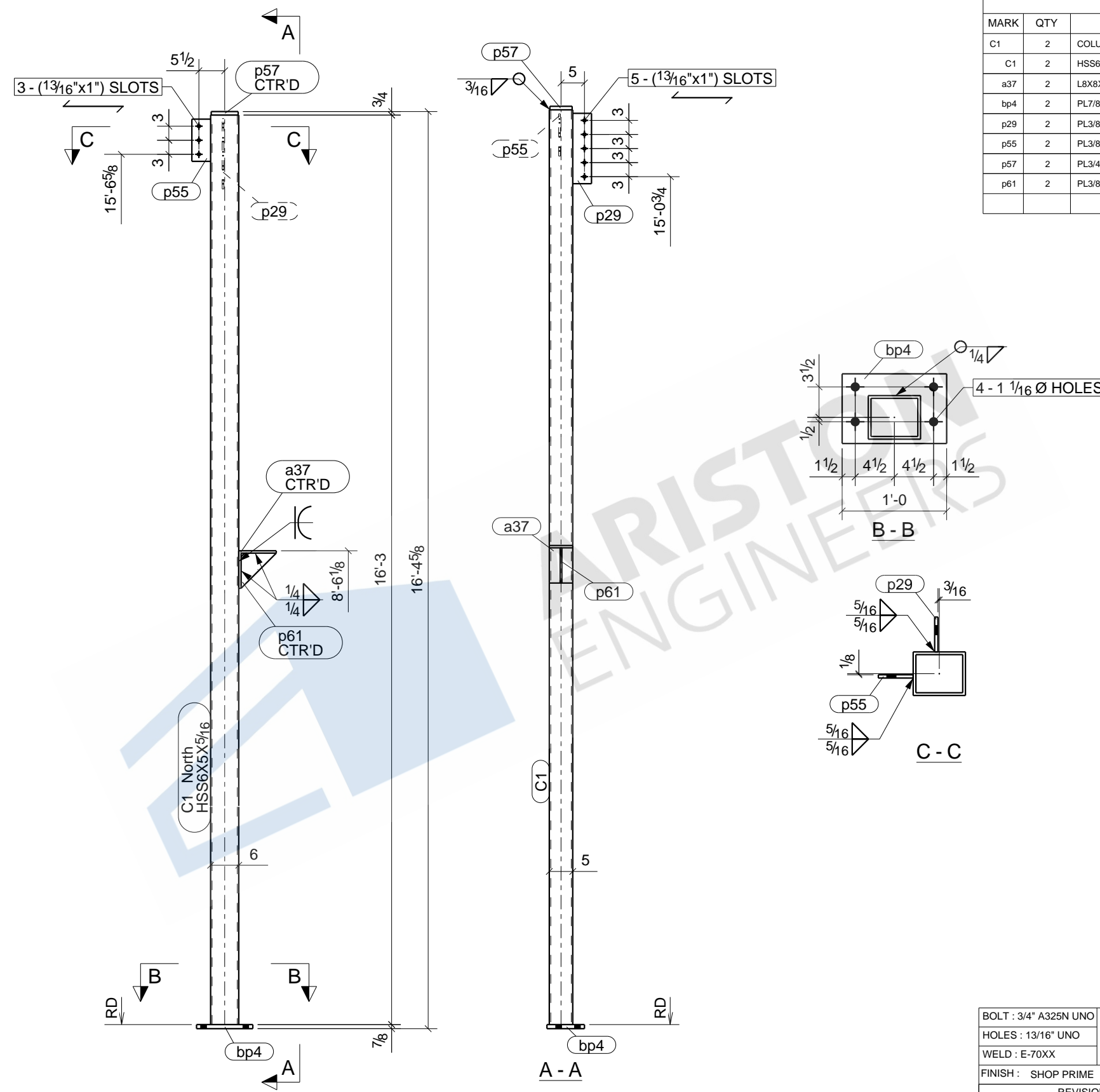


ONE - BEAM - B43

BOLT : 3/4" A325N UNO		MATERIAL	
HOLES : 13/16" UNO		W SHAPES = A992	
WELD : E-70XX		TUBES = A500 (46 KSI)	
FINISH : SHOP PRIME		SHOP PREP PER SPECS	
REVISIONS		ITEM	B43 - BEAM
NO	DESCRIPTION	DATE	JOB
			A NEW CONVENIENCE STORE FOR EXPRESS MART
			ARCH
			CONTR
	DWN : ARP	DATE:	CHK'D:ASM
	JOB#		DATE:
		DWG NO.	B43

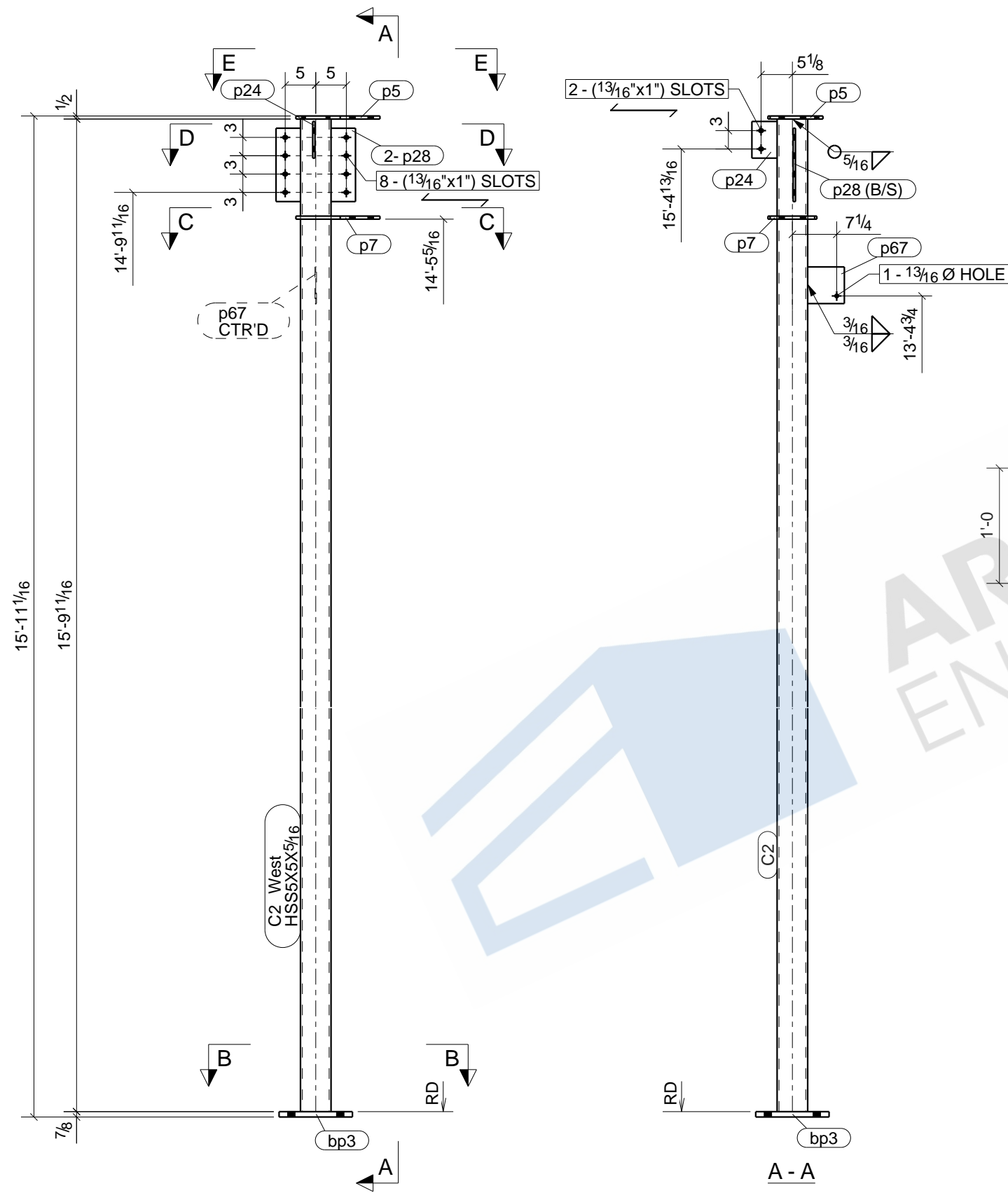
BILL OF MATERIAL

MARK	QTY	DESCRIPTION	LENGTH	WEIGHT	REMARKS
C1	2	COLUMNS			SQ-2
C1	2	HSS6X5X5/16	16'-3"	647	SHOP PRIME A500-GR.C
a37	2	L8X8X1/2	0'-5"	22	A36
bp4	2	PL7/8"X8"	1'-0"	48	A36
p29	2	PL3/8"X4"	1'-3"	13	A36
p55	2	PL3/8"X4"	0'-9"	8	A36
p57	2	PL3/4"X4 3/4"	0'-5 3/4"	12	A36
p61	2	PL3/8"X7 1/2"	0'-7 1/2"	6	A36
TOTAL WEIGHT THIS DRAWING				755	



2 - COLUMNS - C1

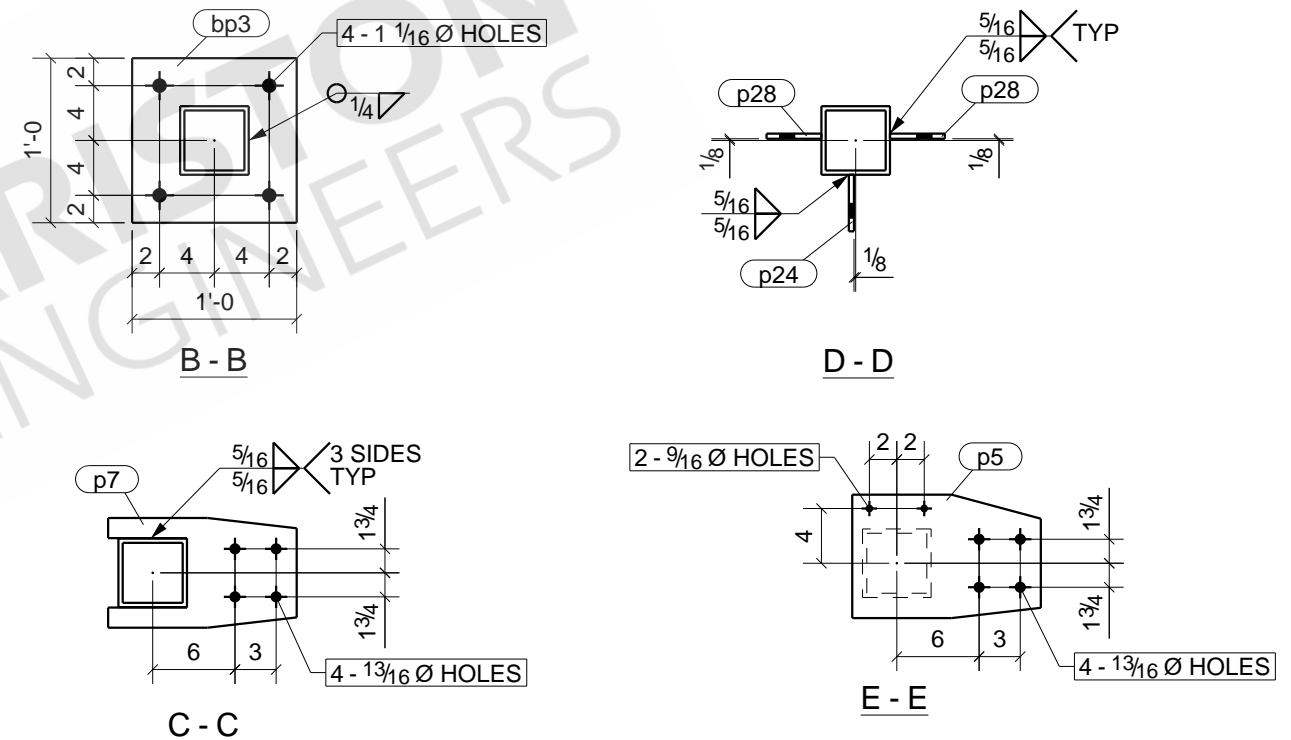
BOLT : 3/4" A325N UNO		MATERIAL	
HOLES : 13/16" UNO		W SHAPES = A992	
WELD : E-70XX		TUBES = A500 (46 KSI)	
FINISH : SHOP PRIME		SHOP PREP PER SPECS	
REVISIONS		ITEM	C1 - COLUMN
NO	DESCRIPTION	DATE	JOB
			A NEW CONVENIENCE STORE FOR EXPRESS MART
			ARCH
			CONTR
	DWN : ARP	DATE:	CHK'D:ASM
	JOB#		DATE:
		DWG NO.	C1



2 - COLUMNS - C2

BILL OF MATERIAL

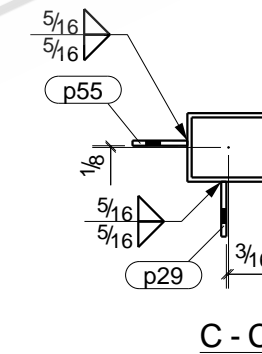
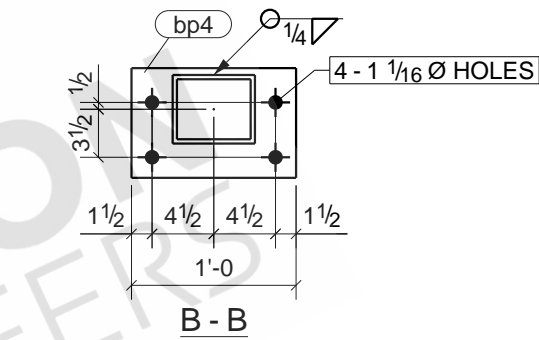
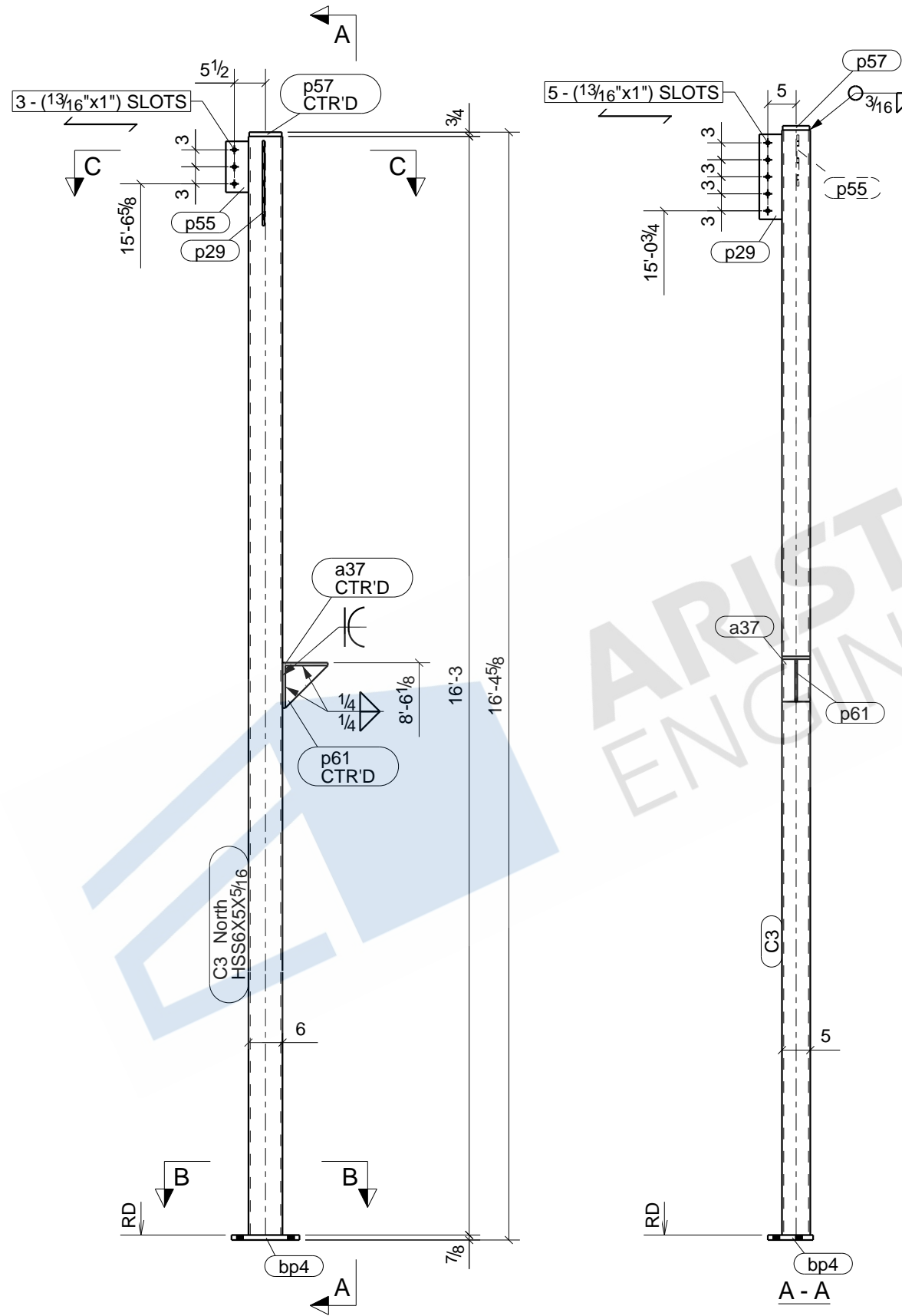
MARK	QTY	DESCRIPTION	LENGTH	WEIGHT	REMARKS
C2	2	COLUMNS			SQ-2
C2	2	HSS5X5X5/16	15'-9 11/16"	566	SHOP PRIME A500-GR.C
bp3	2	PL7/8"X12"	1'-0"	71	A36
p5	2	PL1/2"X9"	1'-1 3/4"	33	A36
p7	2	PL1/2"X8"	1'-1 3/4"	22	A36
p24	2	PL3/8"X4 1/8"	0'-6"	5	A36
p28	4	PL3/8"X4"	1'-0"	20	A36
p67	2	PL1/4"X6"	0'-6"	5	A36
TOTAL WEIGHT THIS DRAWING				723	



BOLT : 3/4" A325N UNO		MATERIAL	
HOLES : 13/16" UNO		W SHAPES = A992	
WELD : E-70XX		TUBES = A500 (46 KSI)	
FINISH : SHOP PRIME		SHOP PREP PER SPECS	
REVISIONS		ITEM	C2 - COLUMN
NO	DESCRIPTION	DATE	JOB
			A NEW CONVENIENCE STORE FOR EXPRESS MART
			ARCH
			CONTR
	DWN : ARP	DATE:	CHK'D:ASM
	JOB#		DATE:
		DWG NO.	C2

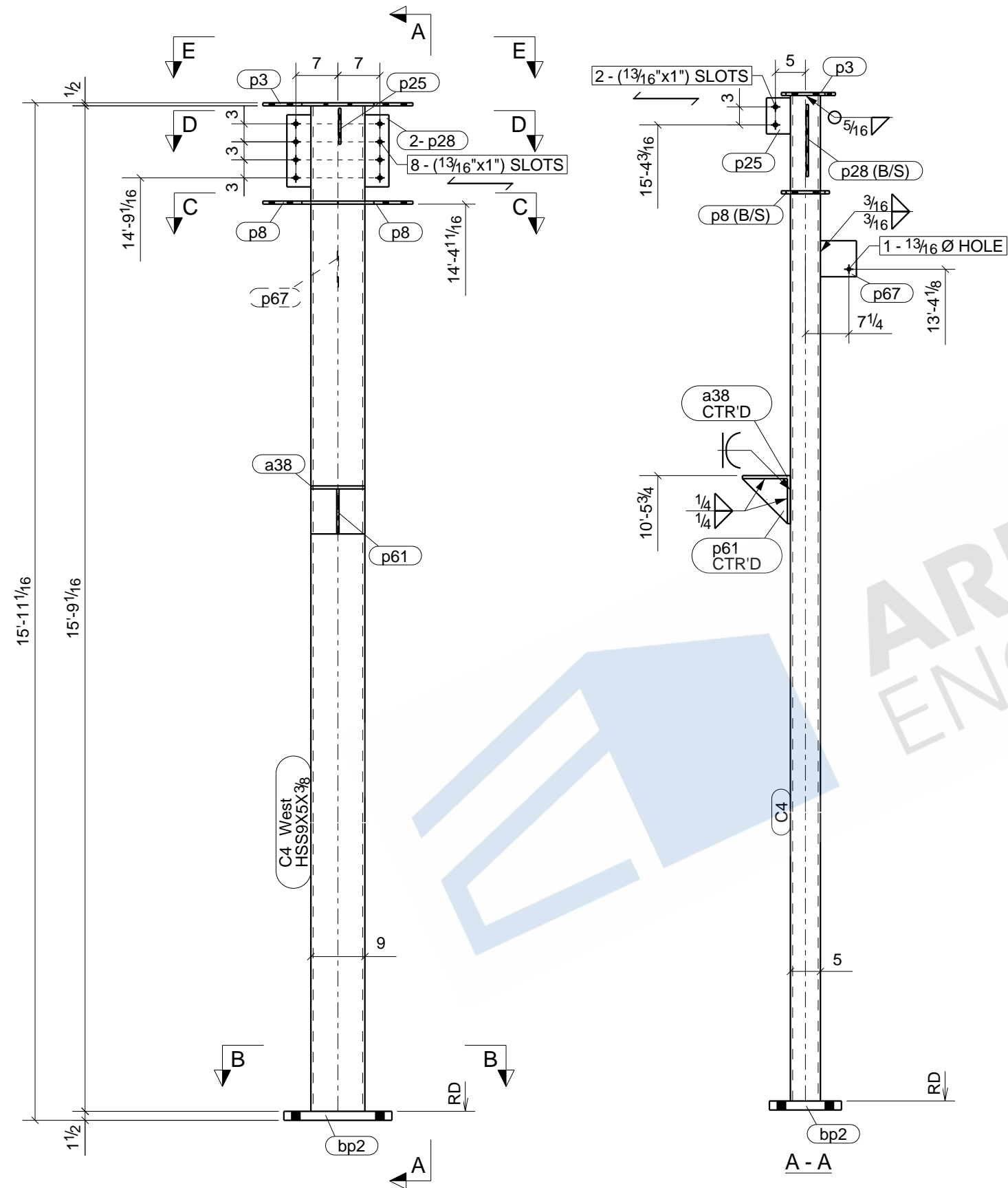
BILL OF MATERIAL

MARK	QTY	DESCRIPTION	LENGTH	WEIGHT	REMARKS
C3	2	COLUMNS			SQ-2
C3	2	HSS6X5X5/16	16'-3"	647	SHOP PRIME A500-GR.C
a37	2	L8X8X1/2	0'-5"	22	A36
bp4	2	PL7/8"X8"	1'-0"	48	A36
p29	2	PL3/8"X4"	1'-3"	13	A36
p55	2	PL3/8"X4"	0'-9"	8	A36
p57	2	PL3/4"X4 3/4"	0'-5 3/4"	12	A36
p61	2	PL3/8"X7 1/2"	0'-7 1/2"	6	A36
TOTAL WEIGHT THIS DRAWING				755	

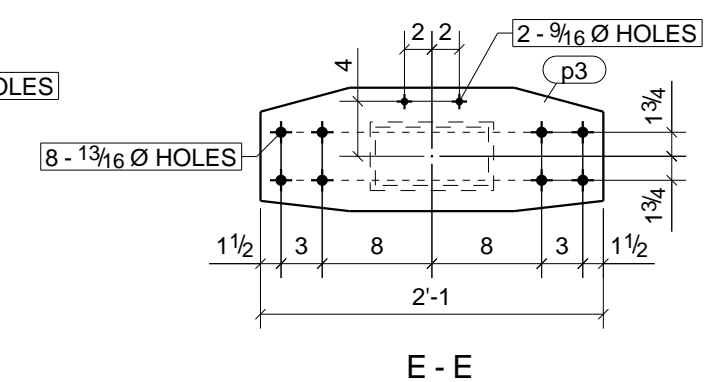
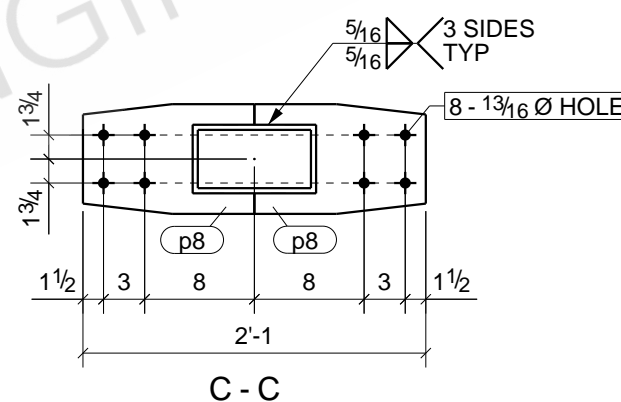
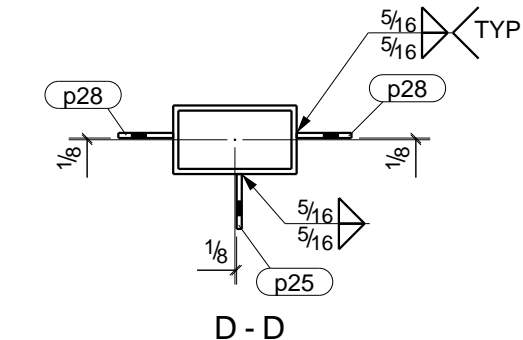
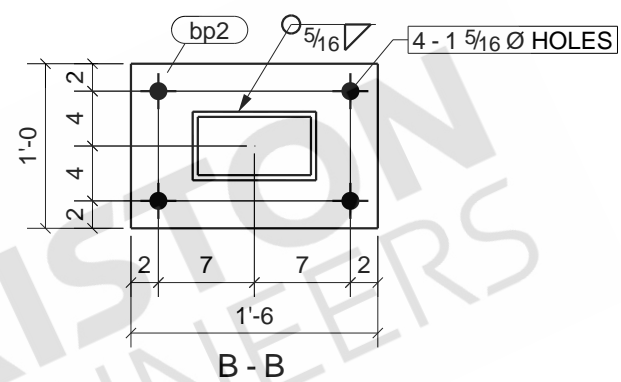


2 - COLUMNS - C3

BOLT : 3/4" A325N UNO		MATERIAL	
HOLES : 13/16" UNO		W SHAPES = A992	
WELD : E-70XX		TUBES = A500 (46 KSI)	
FINISH : SHOP PRIME		SHOP PREP PER SPECS	
REVISIONS		ITEM	C3 - COLUMN
NO	DESCRIPTION	DATE	JOB
			A NEW CONVENIENCE STORE FOR EXPRESS MART
			ARCH
			CONTR
DWN : ARP	DATE:	CHK'D:ASM	DATE:
JOB#		DWG NO.	C3

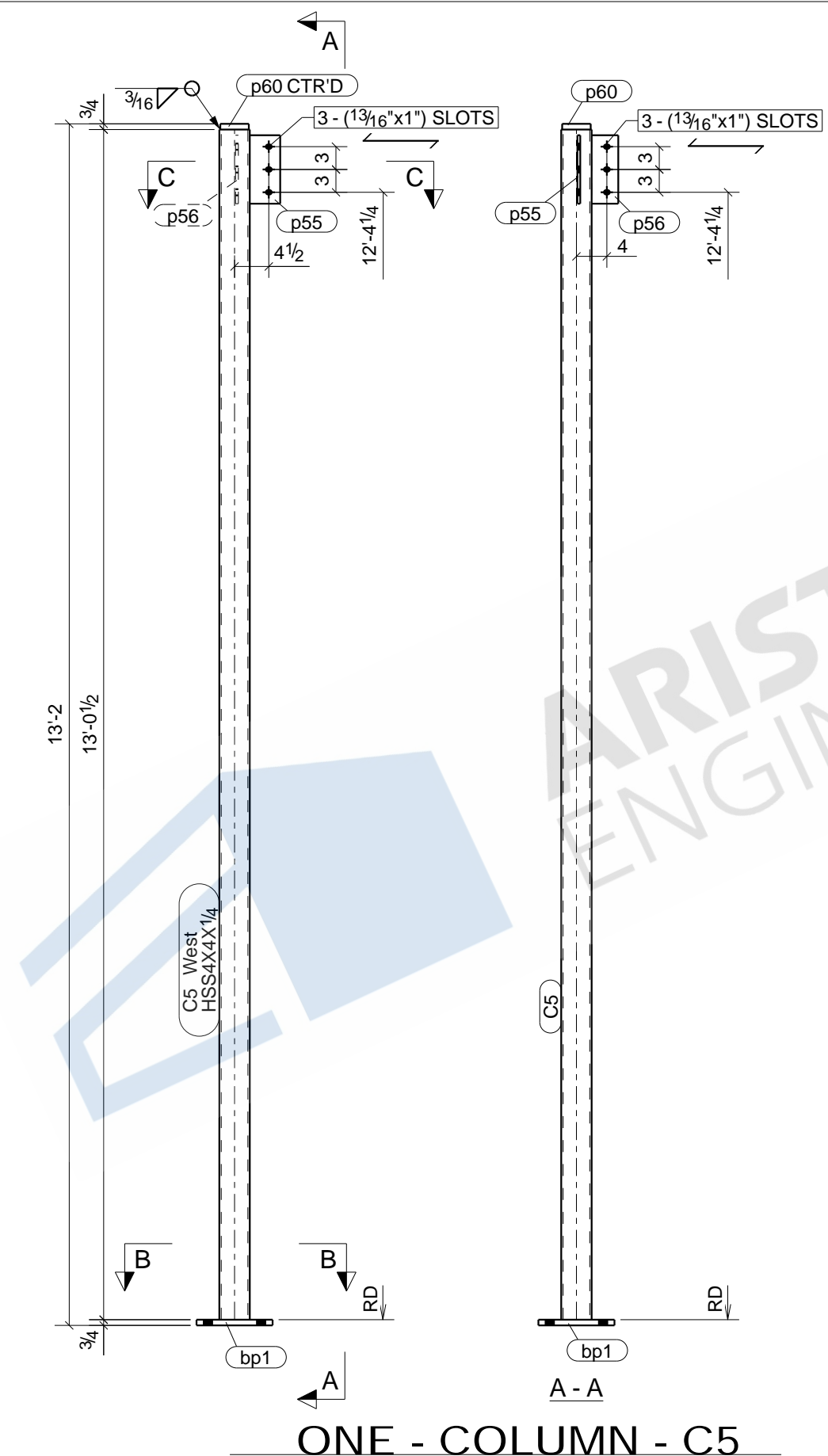


BILL OF MATERIAL					
MARK	QTY	DESCRIPTION	LENGTH	WEIGHT	REMARKS
C4	1	COLUMN			SQ-2
C4	1	HSS9X5X3/8	15'-9 1/16"	481	SHOP PRIME A500-GR.C
a38	1	L8X8X1/2	0'-9"	20	A36
bp2	1	PL1 1/2"X12"	1'-6"	92	A36
p3	1	PL1/2"X9"	2'-1"	30	A36
p8	2	PL1/2"X8"	1'-0 1/2"	21	A36
p25	1	PL3/8"X4"	0'-6"	3	A36
p28	2	PL3/8"X4"	1'-0"	10	A36
p61	1	PL3/8"X7 1/2"	0'-7 1/2"	3	A36
p67	1	PL1/4"X6"	0'-6"	3	A36
TOTAL WEIGHT THIS DRAWING				661	



ONE - COLUMN - C4

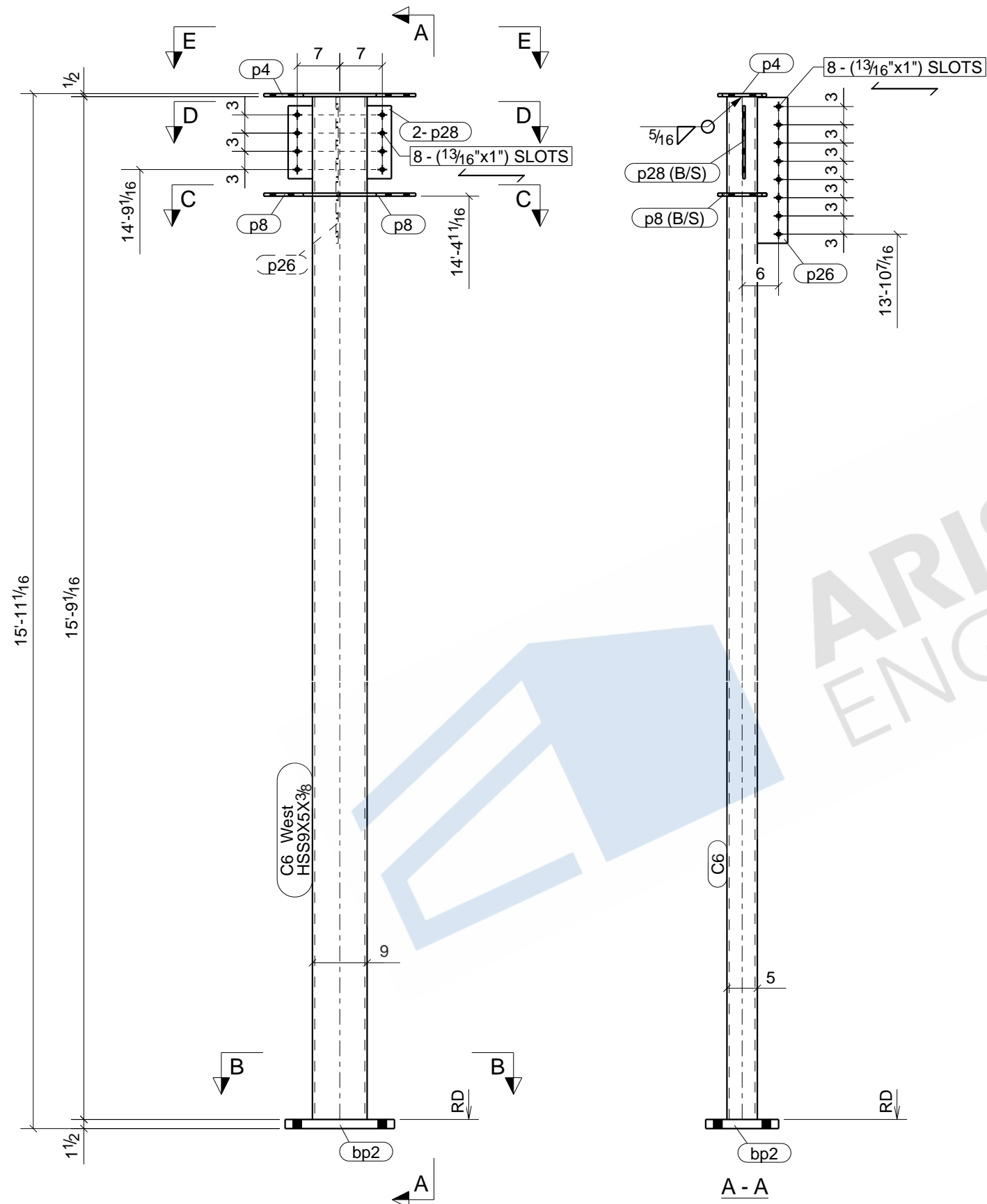
BOLT : 3/4" A325N UNO		MATERIAL	
HOLES : 13/16" UNO		W SHAPES = A992	
WELD : E-70XX		TUBES = A500 (46 KSI)	
FINISH : SHOP PRIME		SHOP PREP PER SPECS	
REVISIONS		ITEM	C4 - COLUMN
NO	DESCRIPTION	DATE	JOB
			A NEW CONVENIENCE STORE FOR EXPRESS MART
			ARCH
			CONTR
	DWN : ARP	DATE:	CHK'D:ASM
	JOB#		DATE:
		DWG NO.	C4



BILL OF MATERIAL					
MARK	QTY	DESCRIPTION	LENGTH	WEIGHT	REMARKS
C5	1	COLUMN			SQ-2
C5	1	HSS4X4X1/4	13'-0 1/2"	150	SHOP PRIME A500-GR.C
bp1	1	PL3/4"X10"	0'-10"	21	A36
p55	1	PL3/8"X4"	0'-9"	4	A36
p56	1	PL3/8"X3 1/2"	0'-9"	3	A36
p60	1	PL3/4"X3 3/4"	0'-3 3/4"	3	A36
TOTAL WEIGHT THIS DRAWING				181	

BOLT : 3/4" A325N UNO		MATERIAL	
HOLES : 13/16" UNO		W SHAPES = A992	
WELD : E-70XX		TUBES = A500 (46 KSI)	
FINISH : SHOP PRIME		SHOP PREP PER SPECS	
REVISIONS		ITEM	C5 - COLUMN
NO	DESCRIPTION	DATE	JOB
			A NEW CONVENIENCE STORE FOR EXPRESS MART
			ARCH
			CONTR
	DWN : ARP	DATE:	CHK'D:ASM
	JOB#		DATE:
		DWG NO.	C5

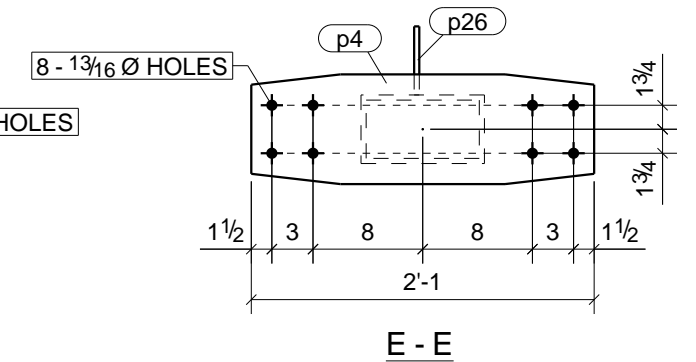
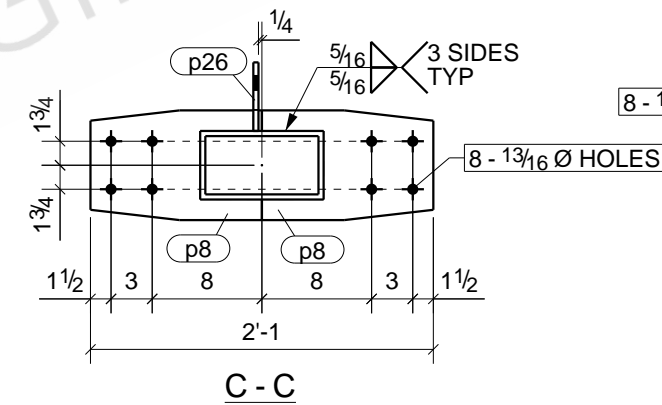
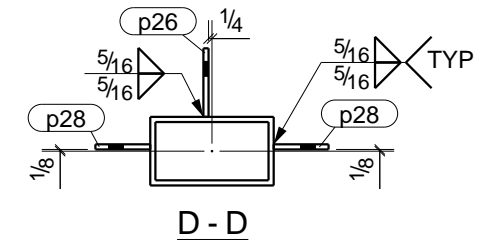
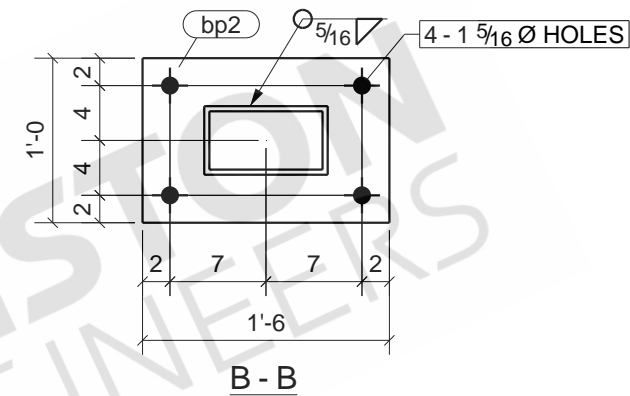
ONE - COLUMN - C5



2 - COLUMNS - C6

BILL OF MATERIAL

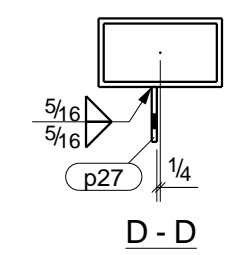
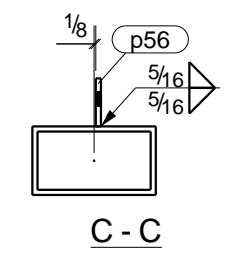
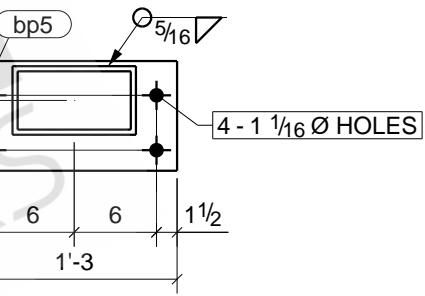
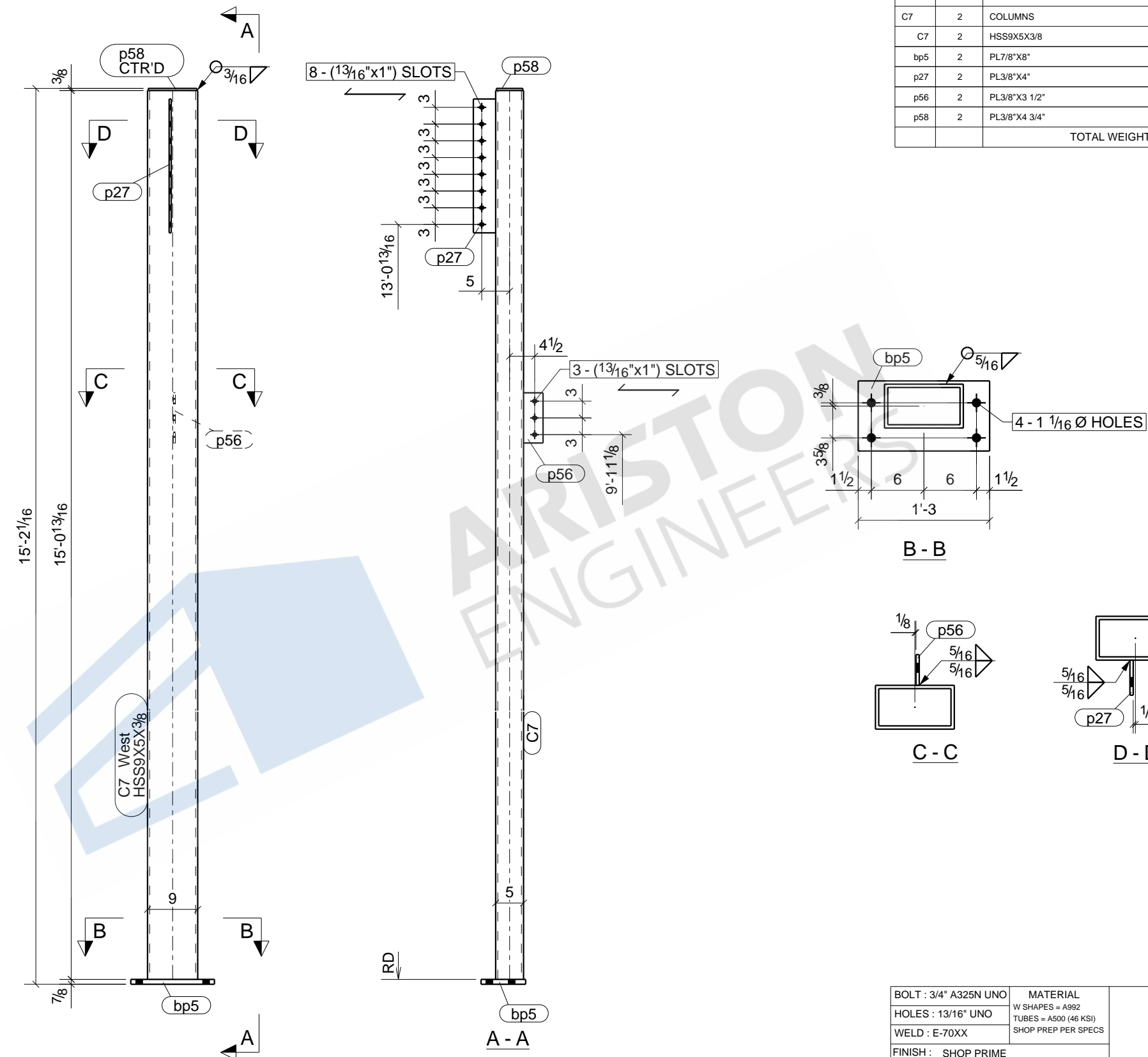
MARK	QTY	DESCRIPTION	LENGTH	WEIGHT	REMARKS
C6	2	COLUMNS			SQ-2
C6	2	HSS9X5X3/8	15'-9 1/16"	962	SHOP PRIME A500-GR.C
bp2	2	PL1 1/2"X12"	1'-6"	184	A36
p4	2	PL1/2"X8"	2'-1"	54	A36
p8	4	PL1/2"X8"	1'-0 1/2"	41	A36
p26	2	PL3/8"X5"	2'-0"	25	A36
p28	4	PL3/8"X4"	1'-0"	20	A36
TOTAL WEIGHT THIS DRAWING				1287	



BOLT : 3/4" A325N UNO		MATERIAL	
HOLES : 13/16" UNO		W SHAPES = A992	
WELD : E-70XX		TUBES = A500 (46 KSI)	
FINISH : SHOP PRIME		SHOP PREP PER SPECS	
REVISIONS		ITEM	C6 - COLUMN
NO	DESCRIPTION	DATE	JOB
			A NEW CONVENIENCE STORE FOR EXPRESS MART
			ARCH
			CONTR
DWN : ARP	DATE:	CHK'D:ASM	DATE:
JOB#		DWG NO.	C6

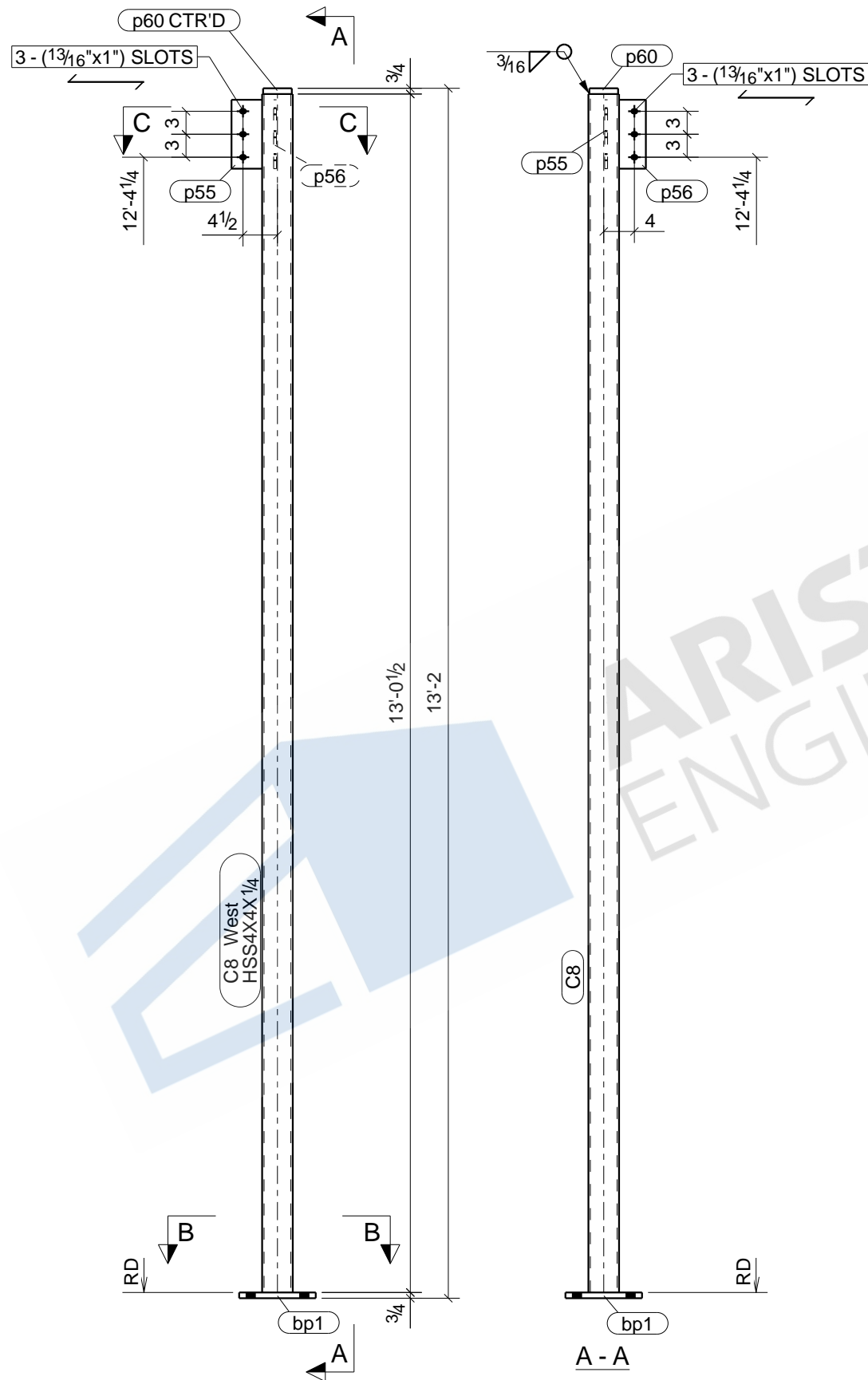
BILL OF MATERIAL

MARK	QTY	DESCRIPTION	LENGTH	WEIGHT	REMARKS
C7	2	COLUMNS			SQ-2
C7	2	HSS9X5X3/8	15'-0 13/16"	920	SHOP PRIME A500-GR.C
bp5	2	PL7/8"x8"	1'-3"	60	A36
p27	2	PL3/8"x4"	2'-0"	20	A36
p56	2	PL3/8"x3 1/2"	0'-9"	7	A36
p58	2	PL3/8"x4 3/4"	0'-8 3/4"	9	A36
TOTAL WEIGHT THIS DRAWING				1016	



2 - COLUMNS - C7

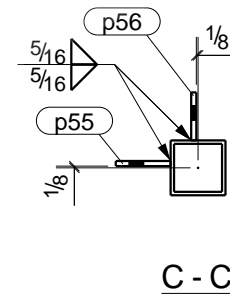
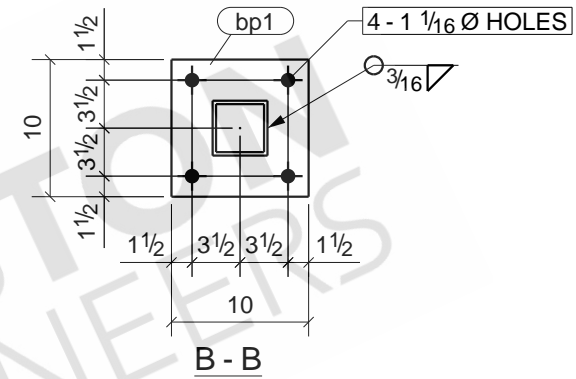
BOLT : 3/4" A325N UNO		MATERIAL	
HOLES : 13/16" UNO		W SHAPES = A992	
WELD : E-70XX		TUBES = A500 (46 KSI)	
FINISH : SHOP PRIME		SHOP PREP PER SPECS	
REVISIONS		ITEM	C7 - COLUMN
NO	DESCRIPTION	DATE	JOB
			A NEW CONVENIENCE STORE FOR EXPRESS MART
			ARCH
			CONTR
	DWN : ARP	DATE:	CHK'D:ASM
	JOB#		DATE:
		DWG NO.	C7



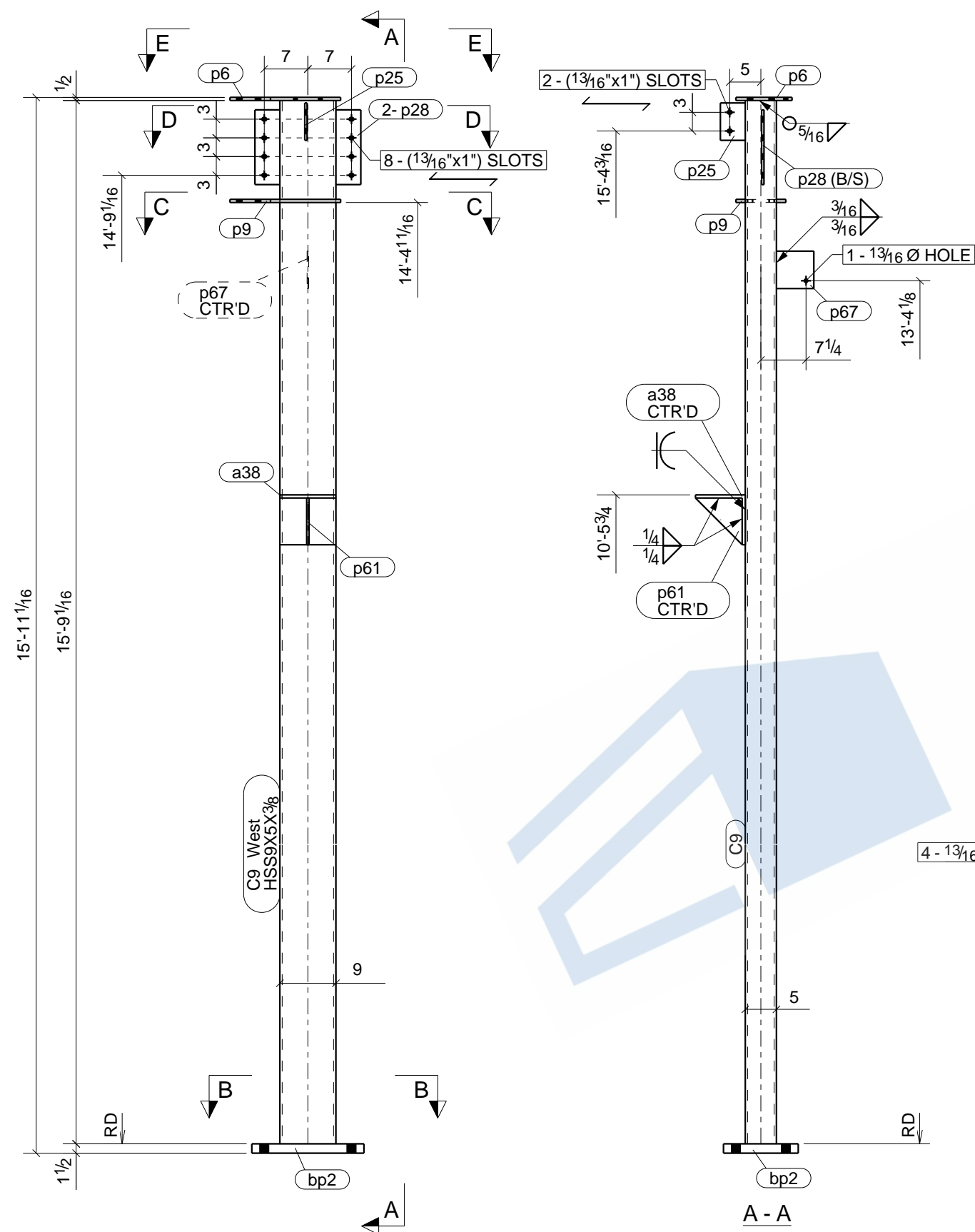
ONE - COLUMN - C8

BILL OF MATERIAL

MARK	QTY	DESCRIPTION	LENGTH	WEIGHT	REMARKS
C8	1	COLUMN			SQ-2
C8	1	HSS4X4X1/4	13'-0 1/2"	150	SHOP PRIME A500-GR.C
bp1	1	PL3/4"X10"	0'-10"	21	A36
p55	1	PL3/8"X4"	0'-9"	4	A36
p56	1	PL3/8"X3 1/2"	0'-9"	3	A36
p60	1	PL3/4"X3 3/4"	0'-3 3/4"	3	A36
TOTAL WEIGHT THIS DRAWING				181	



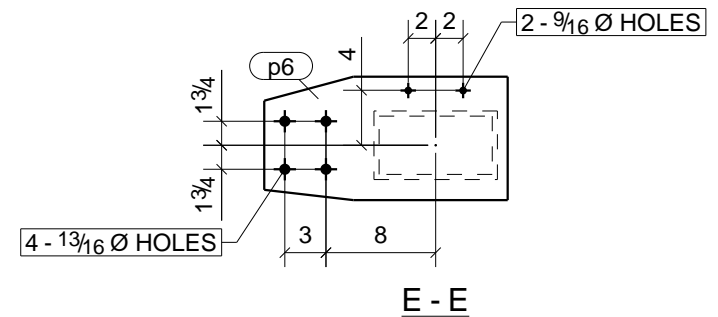
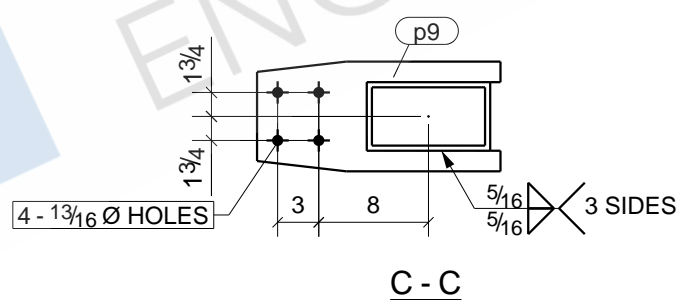
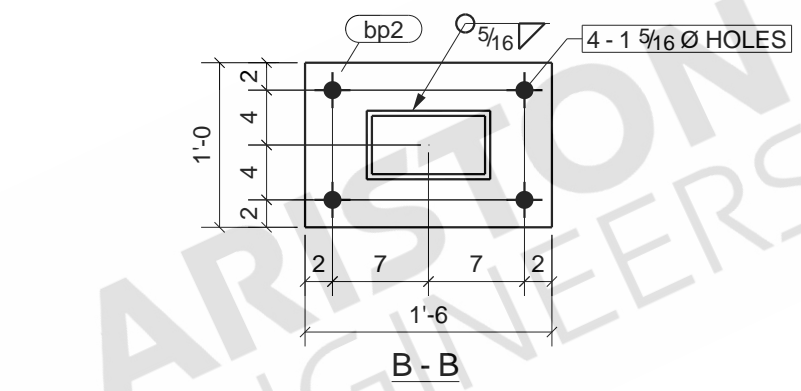
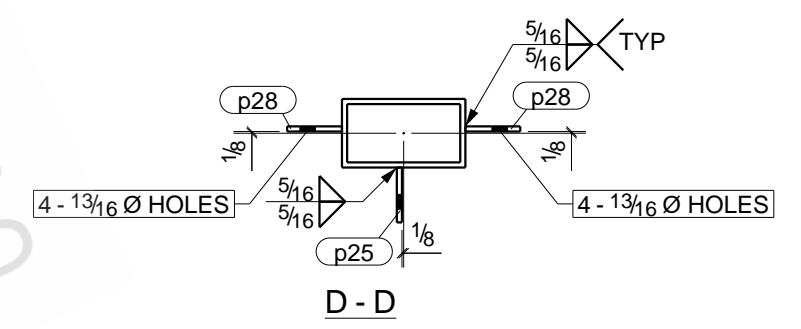
BOLT : 3/4" A325N UNO		MATERIAL	
HOLES : 13/16" UNO		W SHAPES = A992	
WELD : E-70XX		TUBES = A500 (46 KSI)	
FINISH : SHOP PRIME		SHOP PREP PER SPECS	
REVISIONS		ITEM	C8 - COLUMN
NO	DESCRIPTION	DATE	JOB A NEW CONVENIENCE STORE FOR EXPRESS MART
		ARCH	
		CONTR	
DWN : ARP		DATE:	CHK'D:ASM
JOB#			DATE:
		DWG NO.	C8



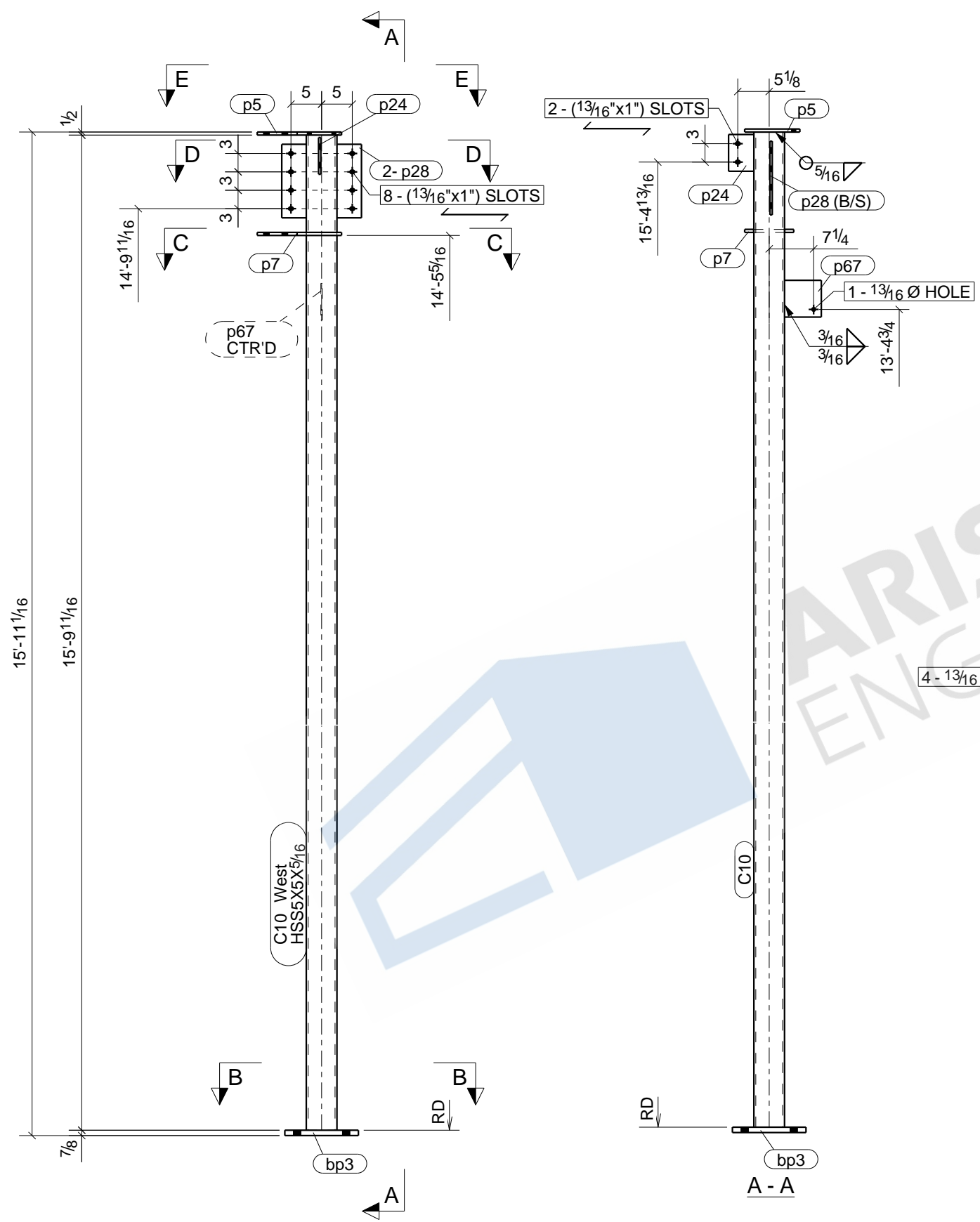
ONE - COLUMN - C9

BILL OF MATERIAL

MARK	QTY	DESCRIPTION	LENGTH	WEIGHT	REMARKS
C9	1	COLUMN			SQ-2
C9	1	HSS9X5X3/8	15'-9 1/16"	481	SHOP PRIME A500-GR.C
a38	1	L8X8X1/2	0'-9"	20	A36
bp2	1	PL1 1/2"X12"	1'-6"	92	A36
p6	1	PL1/2"X9"	1'-5 3/4"	21	A36
p9	1	PL1/2"X8"	1'-5 3/4"	13	A36
p25	1	PL3/8"X4"	0'-6"	3	A36
p28	2	PL3/8"X4"	1'-0"	10	A36
p61	1	PL3/8"X7 1/2"	0'-7 1/2"	3	A36
p67	1	PL1/4"X6"	0'-6"	3	A36
TOTAL WEIGHT THIS DRAWING				645	

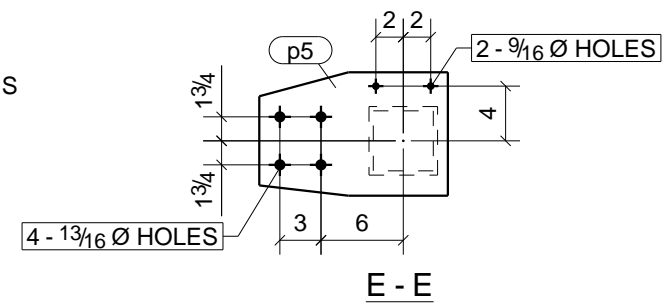
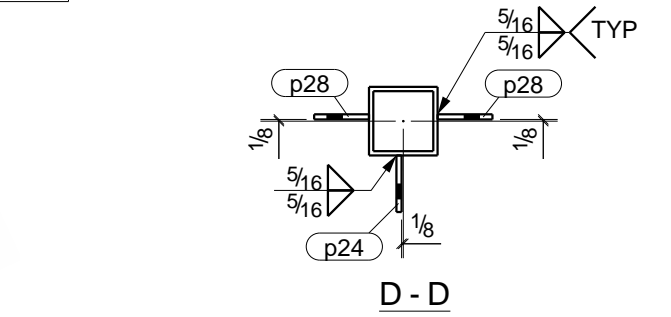
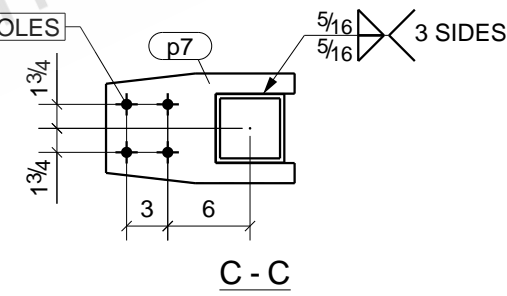
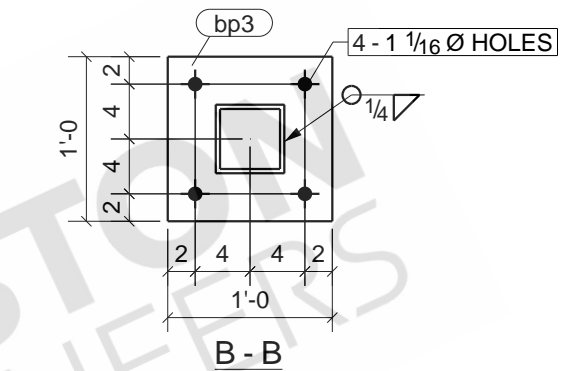


BOLT : 3/4" A325N UNO		MATERIAL	
HOLES : 13/16" UNO		W SHAPES = A992	
WELD : E-70XX		TUBES = A500 (46 KSI)	
FINISH : SHOP PRIME		SHOP PREP PER SPECS	
REVISIONS		ITEM	C9 - COLUMN
NO	DESCRIPTION	DATE	JOB A NEW CONVENIENCE STORE FOR EXPRESS MART
			ARCH
			CONTR
	DWN : ARP	DATE:	CHK'D:ASM DATE:
	JOB#		DWG NO. C9



BILL OF MATERIAL

MARK	QTY	DESCRIPTION	LENGTH	WEIGHT	REMARKS
C10	1	COLUMN			SQ-2
C10	1	HSS5X5X5/16	15'-9 11/16"	283	SHOP PRIME A500-GR.C
bp3	1	PL7/8"X12"	1'-0"	36	A36
p5	1	PL1/2"X9"	1'-1 3/4"	16	A36
p7	1	PL1/2"X8"	1'-1 3/4"	11	A36
p24	1	PL3/8"X4 1/8"	0'-6"	3	A36
p28	2	PL3/8"X4"	1'-0"	10	A36
p67	1	PL1/4"X6"	0'-6"	3	A36
TOTAL WEIGHT THIS DRAWING				361	

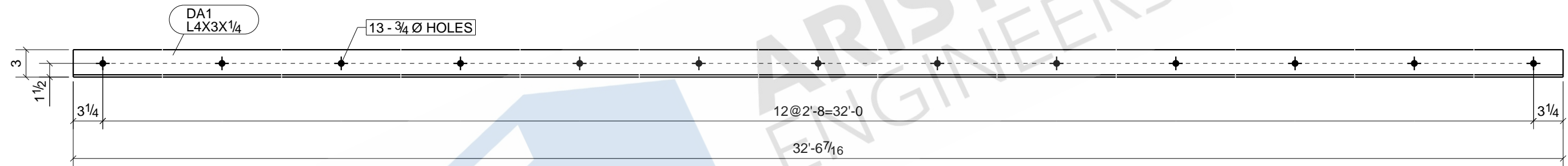


ONE - COLUMN - C10

BOLT : 3/4" A325N UNO		MATERIAL	
HOLES : 13/16" UNO		W SHAPES = A992	
WELD : E-70XX		TUBES = A500 (46 KSI)	
FINISH : SHOP PRIME		SHOP PREP PER SPECS	
REVISIONS		ITEM	C10 - COLUMN
NO	DESCRIPTION	DATE	JOB A NEW CONVENIENCE STORE FOR EXPRESS MART
			ARCH
			CONTR
DWN : ARP		DATE:	CHK'D:ASM DATE:
JOB#		DWG NO.	C10

BILL OF MATERIAL

MARK	QTY	DESCRIPTION	LENGTH	WEIGHT	REMARKS
DA1	2	DECK ANGLES			SQ-2
DA1	2	L4X3X1/4	32'-6 7/16"	374	SHOP PRIME A36
TOTAL WEIGHT THIS DRAWING				374	


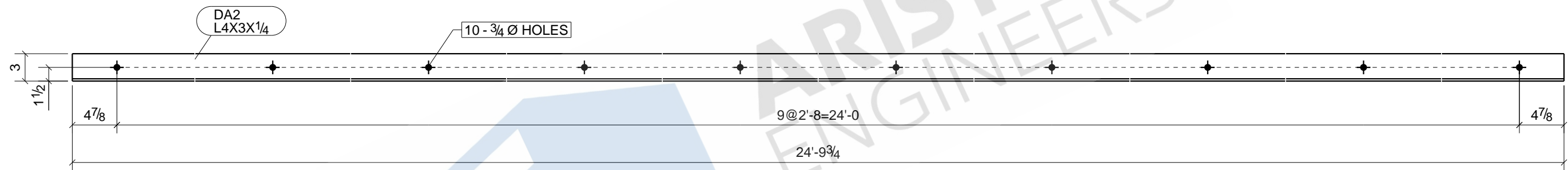


2 - DECK ANGLES - DA1

BOLT : 3/4" A325N UNO		MATERIAL	
HOLES : 13/16" UNO		W SHAPES = A992 TUBES = A500 (46 KSI) SHOP PREP PER SPECS	
WELD : E-70XX		FINISH : SHOP PRIME	
REVISIONS		ITEM	DA1 - DECK ANGLE
NO	DESCRIPTION	DATE	JOB A NEW CONVENIENCE STORE FOR EXPRESS MART
			ARCH
			CONTR
	DWN : ARP	DATE:	CHK'D: ASM DATE:
	JOB#		DWG NO. DA1

BILL OF MATERIAL

MARK	QTY	DESCRIPTION	LENGTH	WEIGHT	REMARKS
DA2	2	DECK ANGLES			SQ-2
DA2	2	L4X3X1/4	24'-9 3/4"	285	SHOP PRIME A36
TOTAL WEIGHT THIS DRAWING				285	

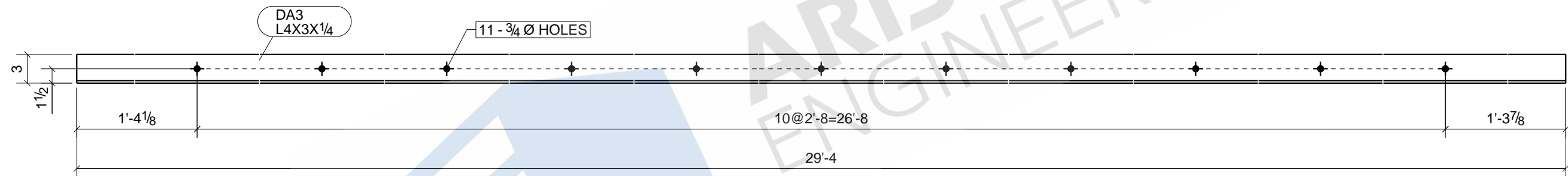


BOLT : 3/4" A325N UNO		MATERIAL	
HOLES : 13/16" UNO		W SHAPES = A992 TUBES = A500 (46 KSI) SHOP PREP PER SPECS	
WELD : E-70XX		FINISH : SHOP PRIME	
REVISIONS		ITEM	DA2 - DECK ANGLE
NO	DESCRIPTION	DATE	JOB A NEW CONVENIENCE STORE FOR EXPRESS MART
		ARCH	
		CONTR	
		DWN : ARP	DATE:
		CHK'D: ASM	DATE:
		JOB#	DWG NO. DA2

2 - DECK ANGLES - DA2

BILL OF MATERIAL

MARK	QTY	DESCRIPTION	LENGTH	WEIGHT	REMARKS
DA3	4	DECK ANGLES			SQ-2
DA3	4	L4X3X1/4	29'-4"	675	SHOP PRIME A36
TOTAL WEIGHT THIS DRAWING				675	



DA3
L4X3X1/4

11 - 3/4 Ø HOLES

1'-4 1/8

10 @ 2'-8 = 26'-8

1'-3 7/8

29'-4


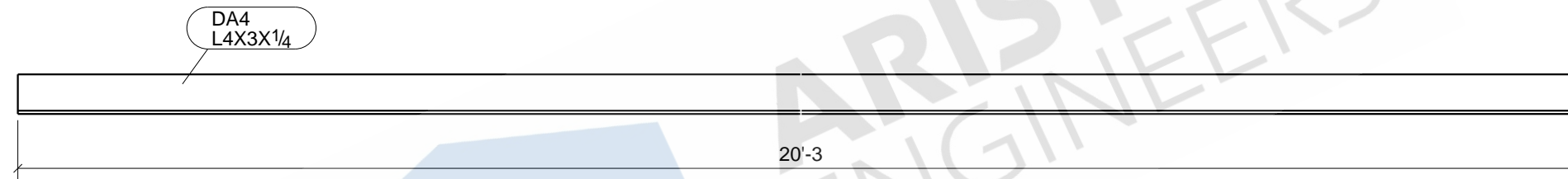
Tekla Structures

4 - DECK ANGLES - DA3

BOLT : 3/4" A325N UNO		MATERIAL	
HOLES : 13/16" UNO		W SHAPES = A992 TUBES = A500 (46 KSI) SHOP PREP PER SPECS	
WELD : E-70XX		FINISH : SHOP PRIME	
REVISIONS		ITEM	DA3 - DECK ANGLE
NO	DESCRIPTION	DATE	JOB
			A NEW CONVENIENCE STORE FOR EXPRESS MART
			ARCH
			CONTR
		DWN : ARP	DATE:
		CHK'D: ASM	DATE:
		JOB#	DWG NO. DA3

BILL OF MATERIAL

MARK	QTY	DESCRIPTION	LENGTH	WEIGHT	REMARKS
DA4	1	DECK ANGLE			SQ-2
DA4	1	L4X3X1/4	20'-3"	116	SHOP PRIME A36
TOTAL WEIGHT THIS DRAWING				116	

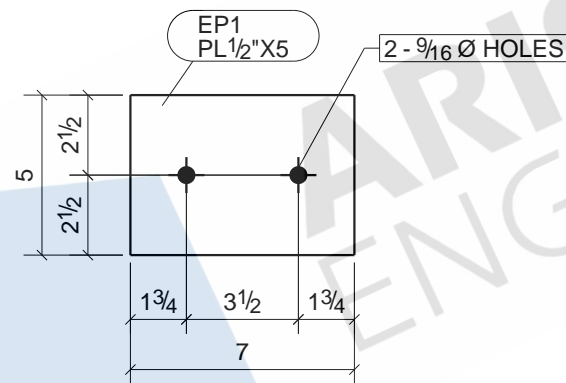


ONE - DECK ANGLE - DA4

BOLT : 3/4" A325N UNO		MATERIAL	
HOLES : 13/16" UNO		W SHAPES = A992 TUBES = A500 (46 KSI) SHOP PREP PER SPECS	
WELD : E-70XX		FINISH : SHOP PRIME	
REVISIONS		ITEM	DA4 - DECK ANGLE
NO	DESCRIPTION	DATE	JOB A NEW CONVENIENCE STORE FOR EXPRESS MART
		ARCH	
		CONTR	
DWN : ARP		DATE:	CHK'D:ASM DATE:
JOB#		DWG NO.	DA4

BILL OF MATERIAL

MARK	QTY	DESCRIPTION	LENGTH	WEIGHT	REMARKS
EP1	2	EMBED PLATES			SQ-2
EP1	2	PL1/2"X5"	0'-7"	10	NO PAINT A36
TOTAL WEIGHT THIS DRAWING				10	

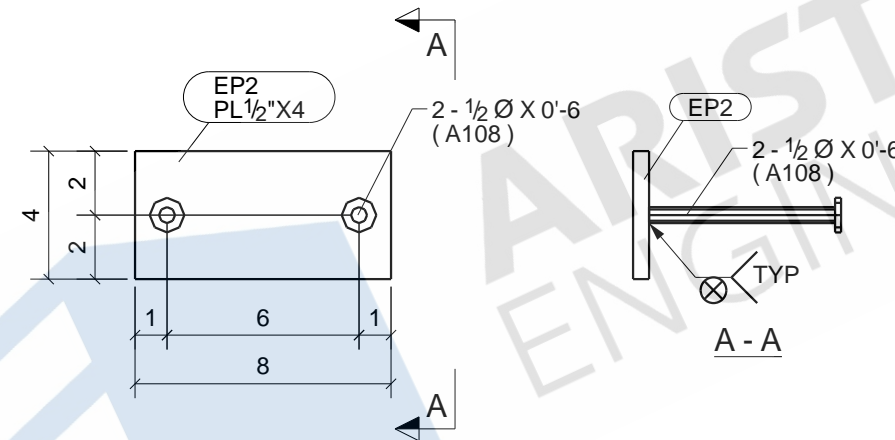


2 - EMBED PLATES - EP1

BOLT : 3/4" A325N UNO		MATERIAL	
HOLES : 13/16" UNO		W SHAPES = A992 TUBES = A500 (46 KSI) SHOP PREP PER SPECS	
WELD : E-70XX		FINISH : NO PAINT	
REVISIONS		ITEM	EP1 - EMBED PLATE
NO	DESCRIPTION	DATE	JOB A NEW CONVENIENCE STORE FOR EXPRESS MART
			ARCH
			CONTR
	DWN : ARP	DATE:	CHK'D:ASM DATE:
	JOB#		DWG NO. EP1

BILL OF MATERIAL

MARK	QTY	DESCRIPTION	LENGTH	WEIGHT	REMARKS
EP2	27	EMBED PLATES			SQ-2
EP2	27	PL1/2"X4"	0'-8"	123	NO PAINT A36
	54	STUD 1/2" DIA	0'-6"	21	
TOTAL WEIGHT THIS DRAWING				144	

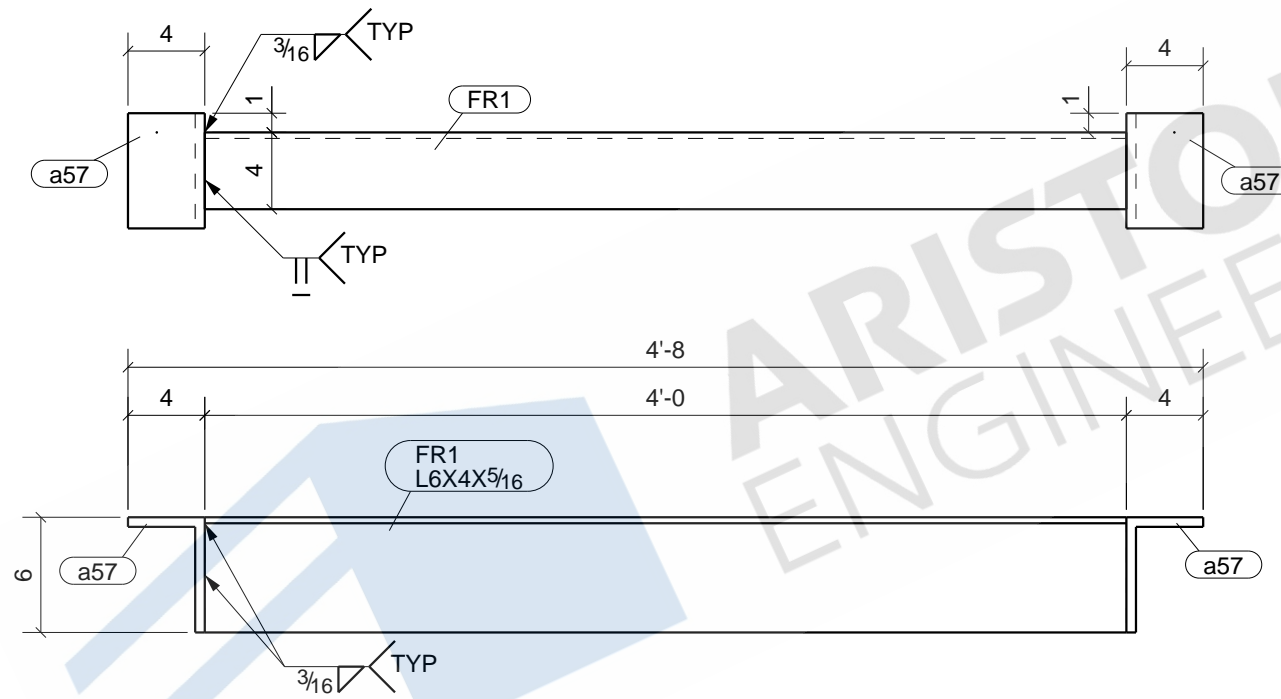


27 - EMBED PLATES - EP2

BOLT : 3/4" A325N UNO		MATERIAL	
HOLES : 13/16" UNO		W SHAPES = A992	
WELD : E-70XX		TUBES = A500 (46 KSI)	
FINISH : NO PAINT		SHOP PREP PER SPECS	
REVISIONS		ITEM	EP2 - EMBED PLATE
NO	DESCRIPTION	DATE	JOB A NEW CONVENIENCE STORE FOR EXPRESS MART
			ARCH
			CONTR
	DWN : ARP	DATE:	CHK'D:ASM DATE:
	JOB#		DWG NO. EP2

BILL OF MATERIAL

MARK	QTY	DESCRIPTION	LENGTH	WEIGHT	REMARKS
FR1	1	FRAME			SQ-2
FR1	1	L6X4X5/16	4'-0"	41	GALV A36
a57	2	L6X4X1/2	0'-6"	16	A36
TOTAL WEIGHT THIS DRAWING				57	

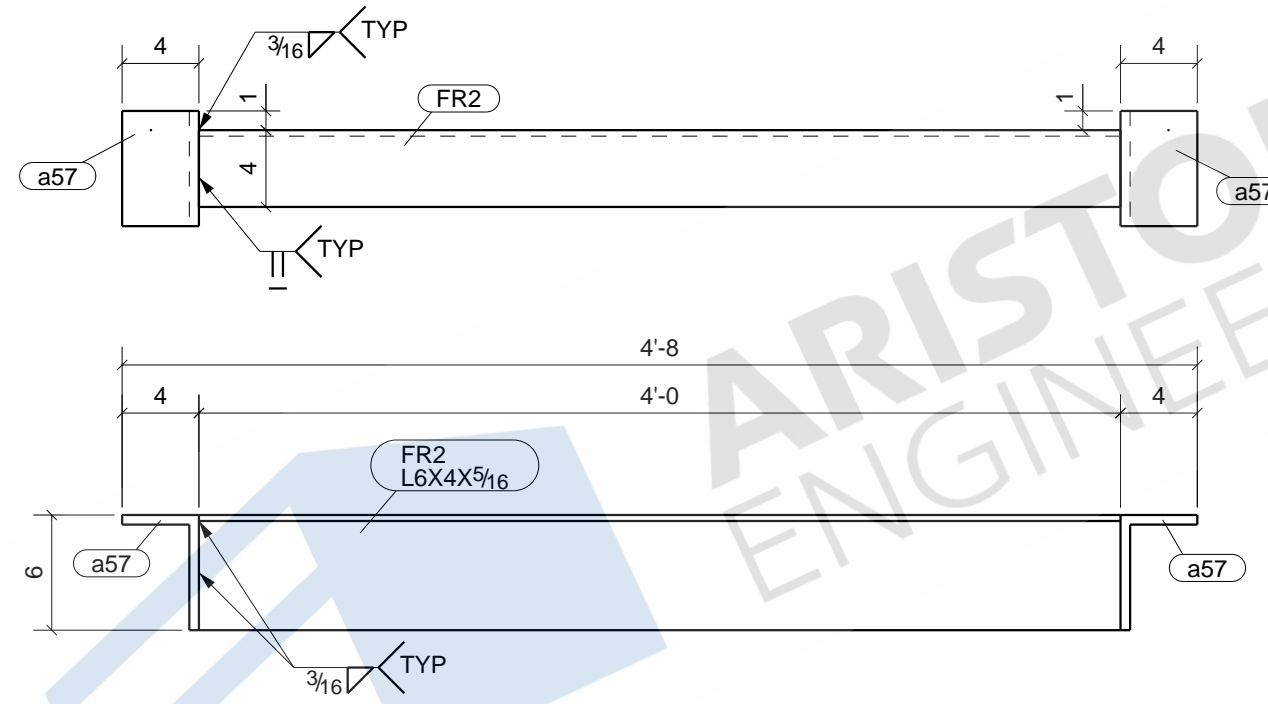


ONE - FRAME - FR1

BOLT : 3/4" A325N UNO		MATERIAL	
HOLES : 13/16" UNO		W SHAPES = A992	
WELD : E-70XX		TUBES = A500 (46 KSI)	
FINISH : GALV		SHOP PREP PER SPECS	
REVISIONS		ITEM	FR1 - FRAME
NO	DESCRIPTION	DATE	JOB A NEW CONVENIENCE STORE FOR EXPRESS MART
			ARCH
			CONTR
	DWN : ARP	DATE:	CHK'D: ASM DATE:
	JOB#		DWG NO. FR1

BILL OF MATERIAL

MARK	QTY	DESCRIPTION	LENGTH	WEIGHT	REMARKS
FR2	1	FRAME			SQ-2
FR2	1	L6X4X5/16	4'-0"	41	GALV A36
a57	2	L6X4X1/2	0'-6"	16	A36
TOTAL WEIGHT THIS DRAWING				57	

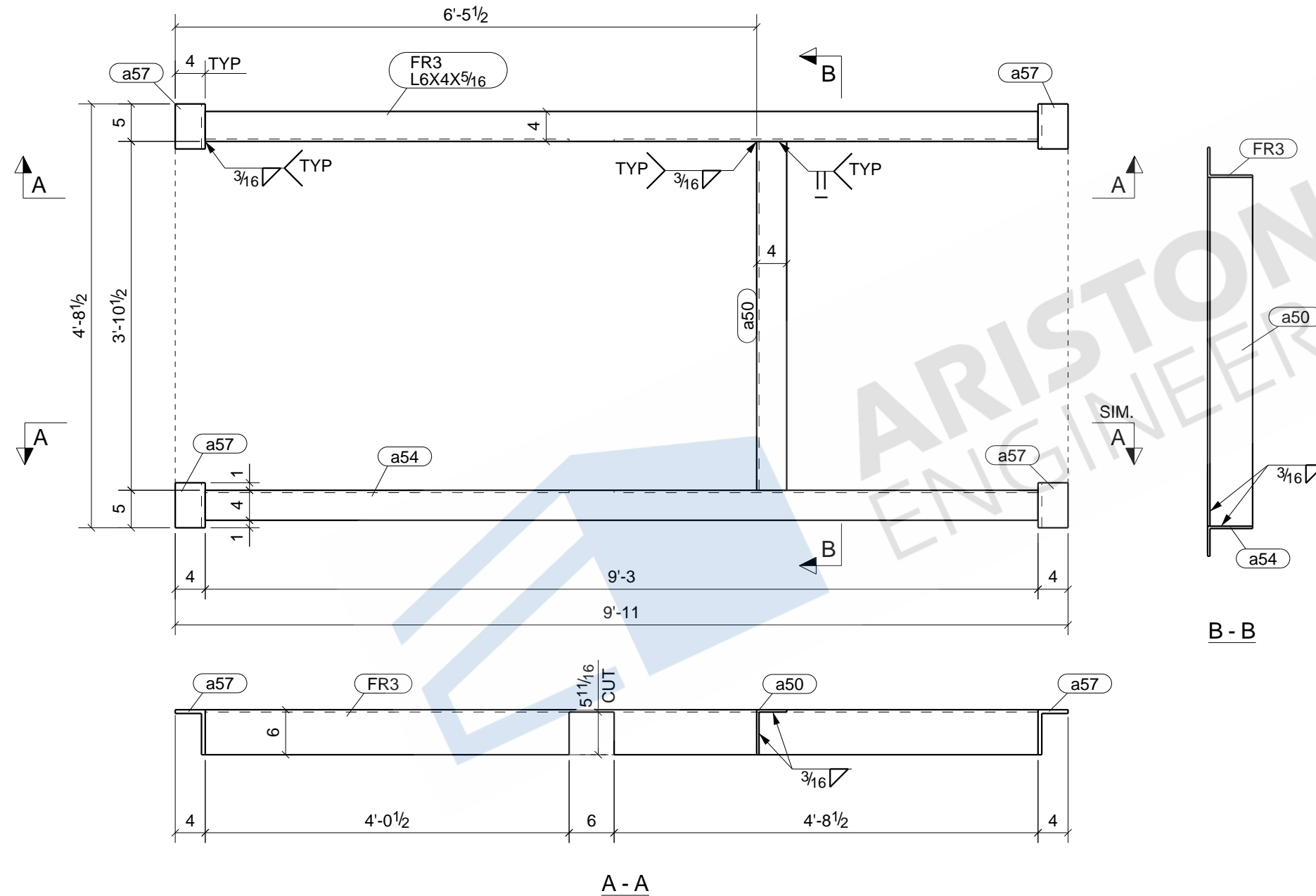


ONE - FRAME - FR2

BOLT : 3/4" A325N UNO		MATERIAL	
HOLES : 13/16" UNO		W SHAPES = A992 TUBES = A500 (46 KSI) SHOP PREP PER SPECS	
WELD : E-70XX		FINISH : GALV	
REVISIONS		ITEM	FR2 - FRAME
NO	DESCRIPTION	DATE	JOB
			A NEW CONVENIENCE STORE FOR EXPRESS MART
			ARCH
			CONTR
	DWN : ARP	DATE:	CHK'D: ASM
	JOB#		DATE:
		DWG NO.	FR2

BILL OF MATERIAL

MARK	QTY	DESCRIPTION	LENGTH	WEIGHT	REMARKS
FR3	1	FRAME			SQ-2
FR3	1	L6X4X5/16	9'-3"	95	GALV A36
a50	1	L6X4X5/16	3'-10 1/2"	40	A36
a54	1	L6X4X5/16	9'-3"	95	A36
a57	4	L6X4X1/2	0'-6"	32	A36
TOTAL WEIGHT THIS DRAWING				263	

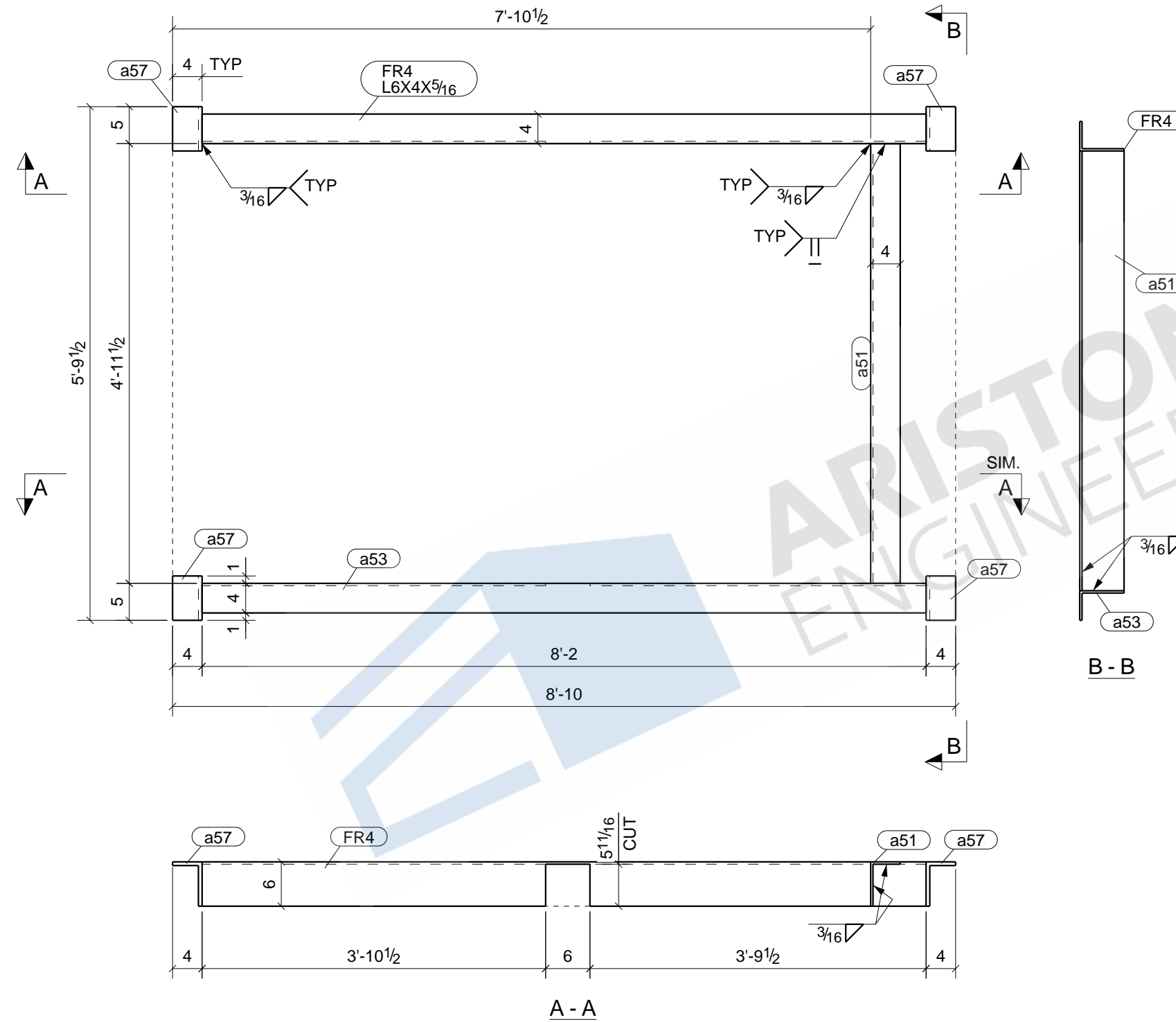


ONE - FRAME - FR3

BOLT : 3/4" A325N UNO		MATERIAL	
HOLES : 13/16" UNO		W SHAPES = A992	
WELD : E-70XX		TUBES = A500 (46 KSI)	
FINISH : GALV		SHOP PREP PER SPECS	
REVISIONS		ITEM	FR3 - FRAME
NO	DESCRIPTION	DATE	JOB
			A NEW CONVENIENCE STORE FOR EXPRESS MART
			ARCH
			CONTR
	DWN : ARP	DATE:	CHK'D:ASM
	JOB#		DATE:
		DWG NO.	FR3

BILL OF MATERIAL

MARK	QTY	DESCRIPTION	LENGTH	WEIGHT	REMARKS
FR4	1	FRAME			SQ-2
FR4	1	L6X4X5/16	8'-2"	84	GALV A36
a51	1	L6X4X5/16	4'-11 1/2"	51	A36
a53	1	L6X4X5/16	8'-2"	84	A36
a57	4	L6X4X1/2	0'-6"	32	A36
TOTAL WEIGHT THIS DRAWING				252	

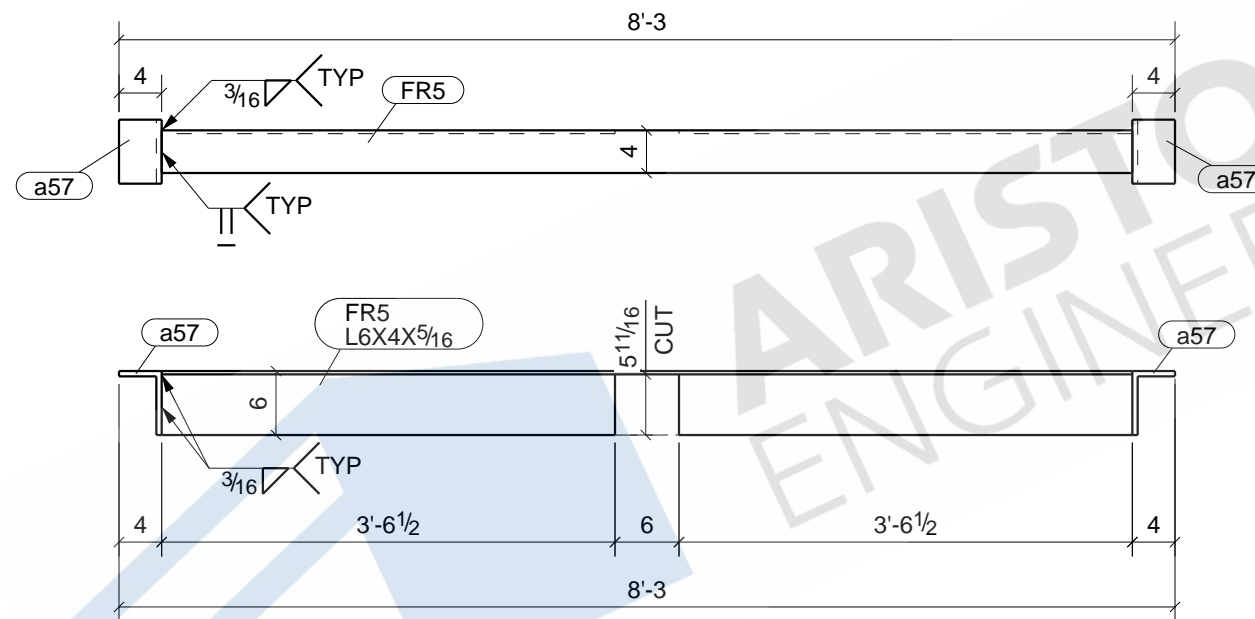


ONE - FRAME - FR4

BOLT : 3/4" A325N UNO		MATERIAL	
HOLES : 13/16" UNO		W SHAPES = A992	
WELD : E-70XX		TUBES = A500 (46 KSI)	
FINISH : GALV		SHOP PREP PER SPECS	
REVISIONS		ITEM	FR4 - FRAME
NO	DESCRIPTION	DATE	JOB
			A NEW CONVENIENCE STORE FOR EXPRESS MART
			ARCH
			CONTR
	DWN : ARP	DATE:	CHK'D:ASM
	JOB#		DATE:
		DWG NO.	FR4

BILL OF MATERIAL

MARK	QTY	DESCRIPTION	LENGTH	WEIGHT	REMARKS
FR5	1	FRAME			SQ-2
FR5	1	L6X4X5/16	7'-7"	78	GALV A36
a57	2	L6X4X1/2	0'-6"	16	A36
TOTAL WEIGHT THIS DRAWING				94	

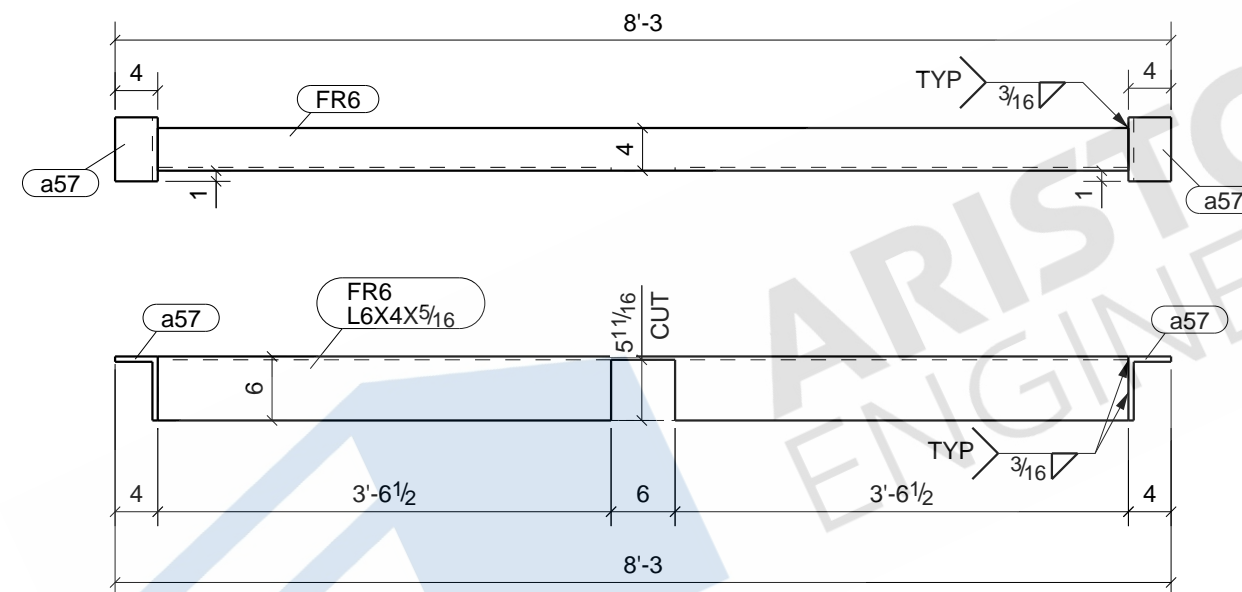


ONE - FRAME - FR5

BOLT : 3/4" A325N UNO		MATERIAL	
HOLES : 13/16" UNO		W SHAPES = A992	
WELD : E-70XX		TUBES = A500 (46 KSI)	
FINISH : GALV		SHOP PREP PER SPECS	
REVISIONS		ITEM	FR5 - FRAME
NO	DESCRIPTION	DATE	JOB
			A NEW CONVENIENCE STORE FOR EXPRESS MART
			ARCH
			CONTR
	DWN : ARP	DATE:	CHK'D: ASM
	JOB#		DATE:
		DWG NO.	FR5

BILL OF MATERIAL

MARK	QTY	DESCRIPTION	LENGTH	WEIGHT	REMARKS
FR6	1	FRAME			SQ-2
FR6	1	L6X4X5/16	7'-7"	78	GALV A36
a57	2	L6X4X1/2	0'-6"	16	A36
TOTAL WEIGHT THIS DRAWING				94	

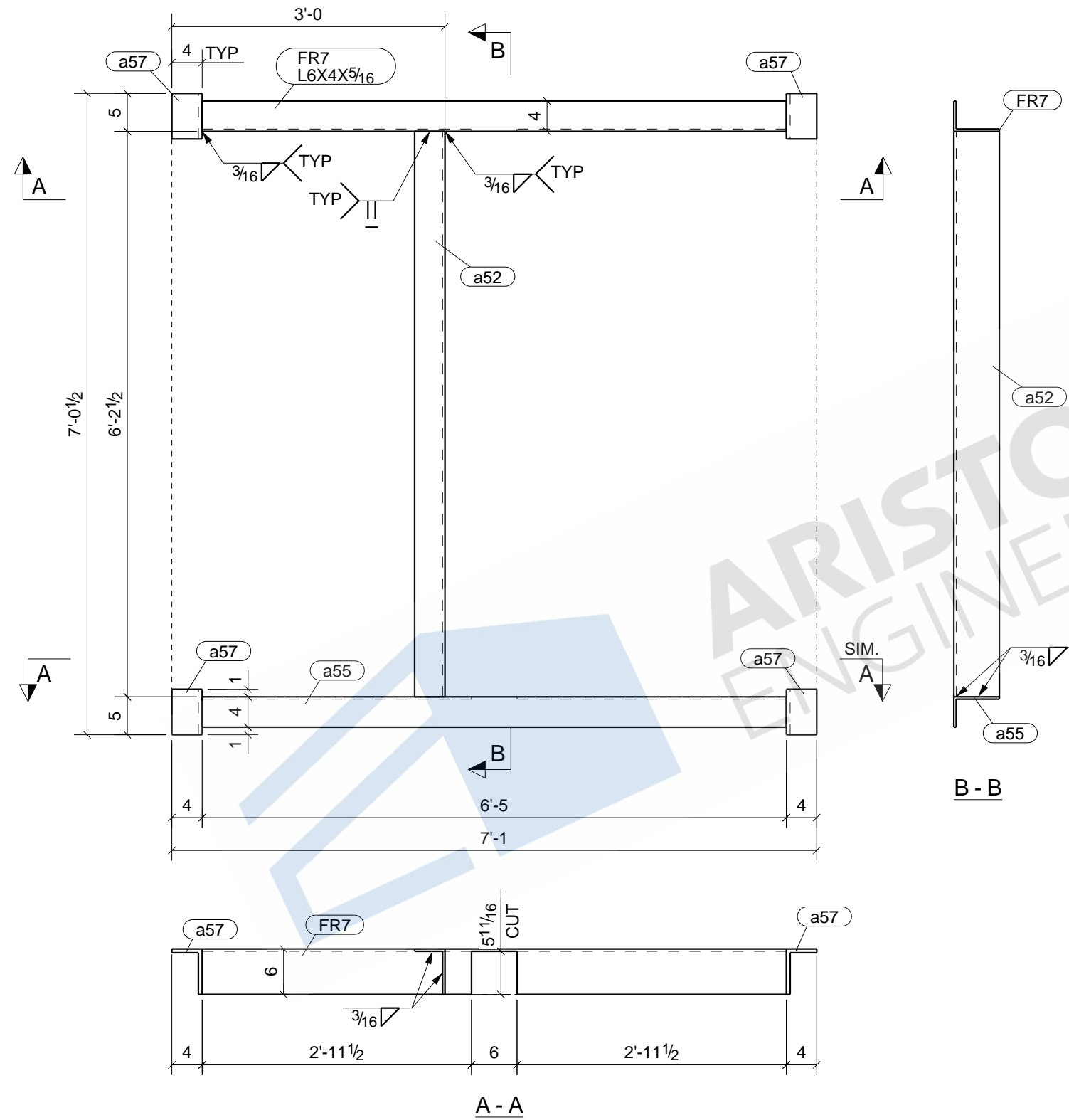


ONE - FRAME - FR6

BOLT : 3/4" A325N UNO		MATERIAL	
HOLES : 13/16" UNO		W SHAPES = A992	
WELD : E-70XX		TUBES = A500 (46 KSI)	
FINISH : GALV		SHOP PREP PER SPECS	
REVISIONS		ITEM	FR6 - FRAME
NO	DESCRIPTION	DATE	JOB A NEW CONVENIENCE STORE FOR EXPRESS MART
			ARCH
			CONTR
	DWN : ARP	DATE:	CHK'D: ASM DATE:
	JOB#		DWG NO. FR6

BILL OF MATERIAL

MARK	QTY	DESCRIPTION	LENGTH	WEIGHT	REMARKS
FR7	1	FRAME			SQ-2
FR7	1	L6X4X5/16	6'-5"	66	GALV A36
a52	1	L6X4X5/16	6'-2 1/2"	64	A36
a55	1	L6X4X5/16	6'-5"	66	A36
a57	4	L6X4X1/2	0'-6"	32	A36
TOTAL WEIGHT THIS DRAWING				229	

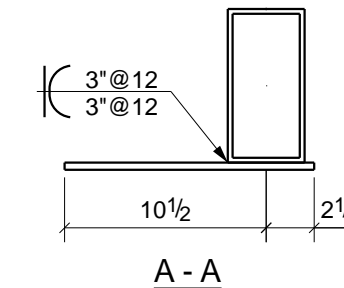
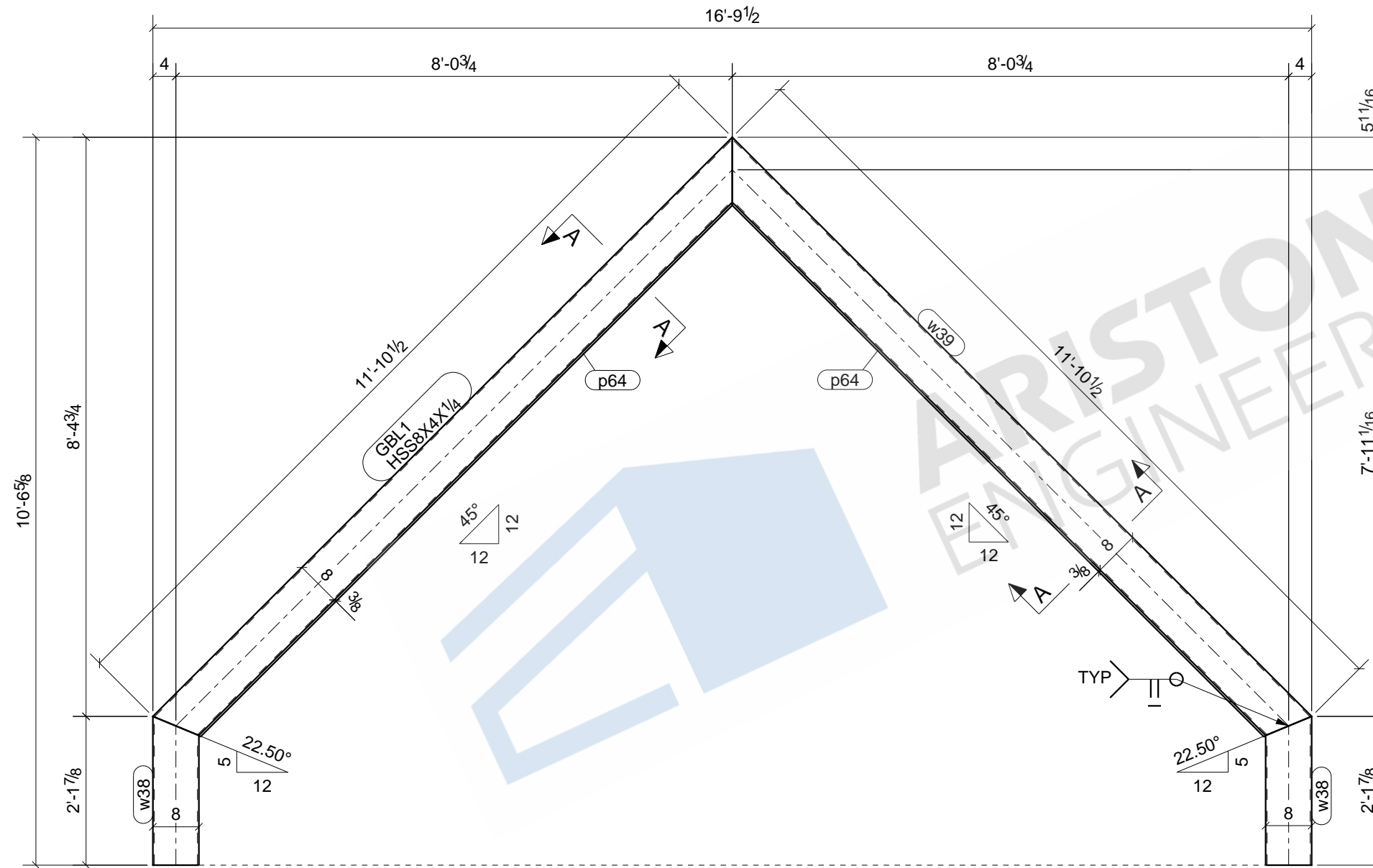


ONE - FRAME - FR7

BOLT : 3/4" A325N UNO		MATERIAL	
HOLES : 13/16" UNO		W SHAPES = A992	
WELD : E-70XX		TUBES = A500 (46 KSI)	
FINISH : GALV		SHOP PREP PER SPECS	
REVISIONS		ITEM	FR7 - FRAME
NO	DESCRIPTION	DATE	JOB
			A NEW CONVENIENCE STORE FOR EXPRESS MART
			ARCH
			CONTR
	DWN : ARP	DATE:	CHK'D:ASM
	JOB#		DATE:
		DWG NO.	FR7

BILL OF MATERIAL

MARK	QTY	DESCRIPTION	LENGTH	WEIGHT	REMARKS
GBL1	1	GABLE LINTEL			BEV-2
GBL1	1	HSS8X4X1/4	11'-10 1/2"	212	SHOP PRIME A500-GR.C
p64	2	PL3/8"X13"	10'-11 3/16"	362	A36
w38	2	HSS8X4X1/4	2'-1 7/8"	77	A500-GR.C
w39	1	HSS8X4X1/4	11'-10 1/2"	212	A500-GR.C
TOTAL WEIGHT THIS DRAWING				863	

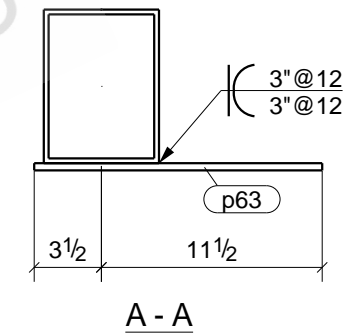
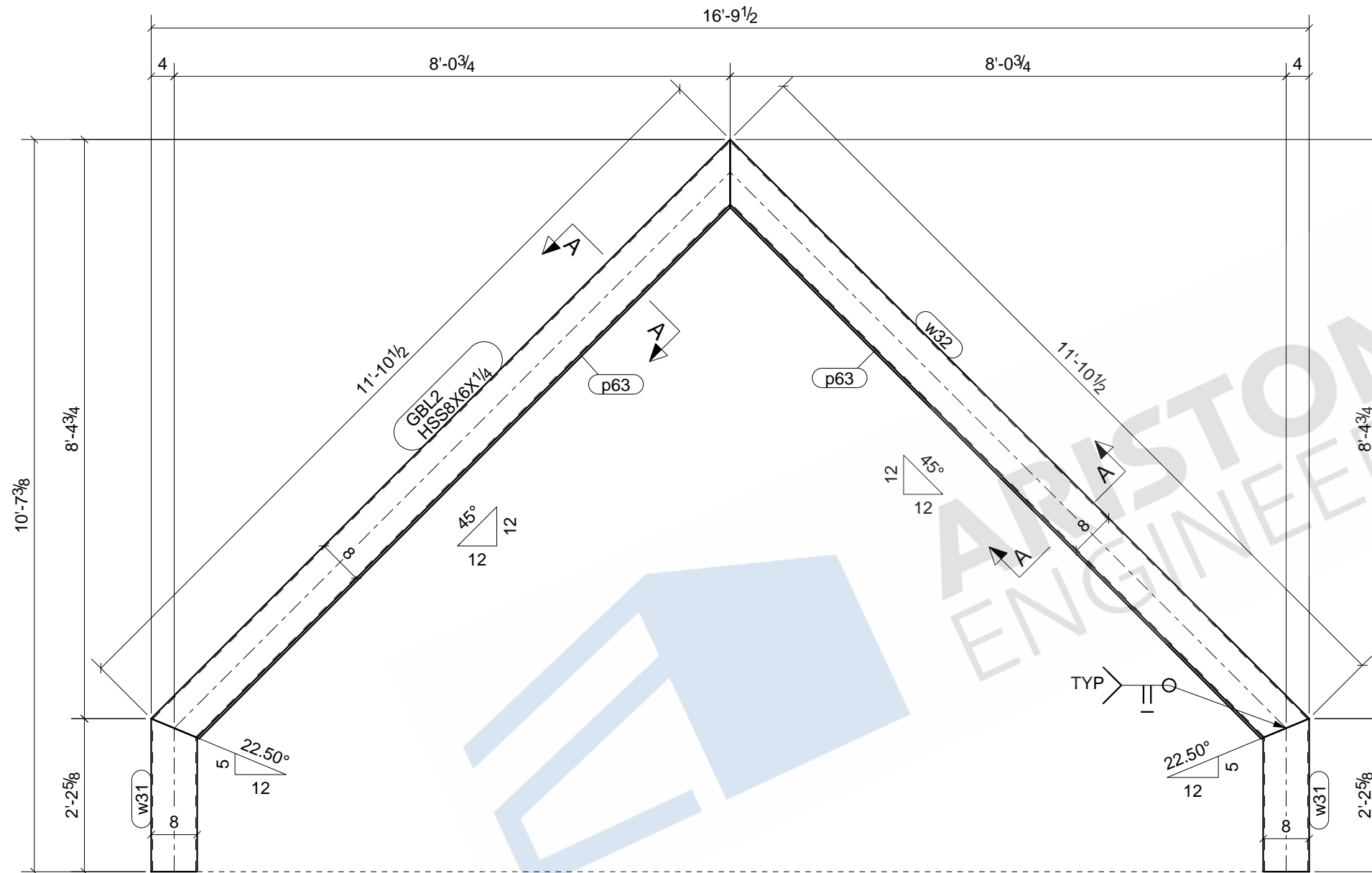


ONE - GABLE LINTEL - GBL1

BOLT : 3/4" A325N UNO		MATERIAL	
HOLES : 13/16" UNO		W SHAPES = A992	
WELD : E-70XX		TUBES = A500 (46 KSI)	
FINISH : SHOP PRIME		SHOP PREP PER SPECS	
REVISIONS		ITEM	GBL1 - GABLE LINTEL
NO	DESCRIPTION	DATE	JOB A NEW CONVENIENCE STORE FOR EXPRESS MART
		ARCH	
		CONTR	
		DWN : ARP	DATE:
		CHK'D: ASM	DATE:
		JOB#	DWG NO. GBL1

BILL OF MATERIAL

MARK	QTY	DESCRIPTION	LENGTH	WEIGHT	REMARKS
GBL2	1	GABLE LINTEL			BEV-2
GBL2	1	HSS8X6X1/4	11'-10 1/2"	249	SHOP PRIME A500-GR.C
p63	2	PL3/8"X15"	10'-11 3/16"	418	A36
w31	2	HSS8X6X1/4	2'-2 5/8"	93	A500-GR.C
w32	1	HSS8X6X1/4	11'-10 1/2"	249	A500-GR.C
TOTAL WEIGHT THIS DRAWING				1010	

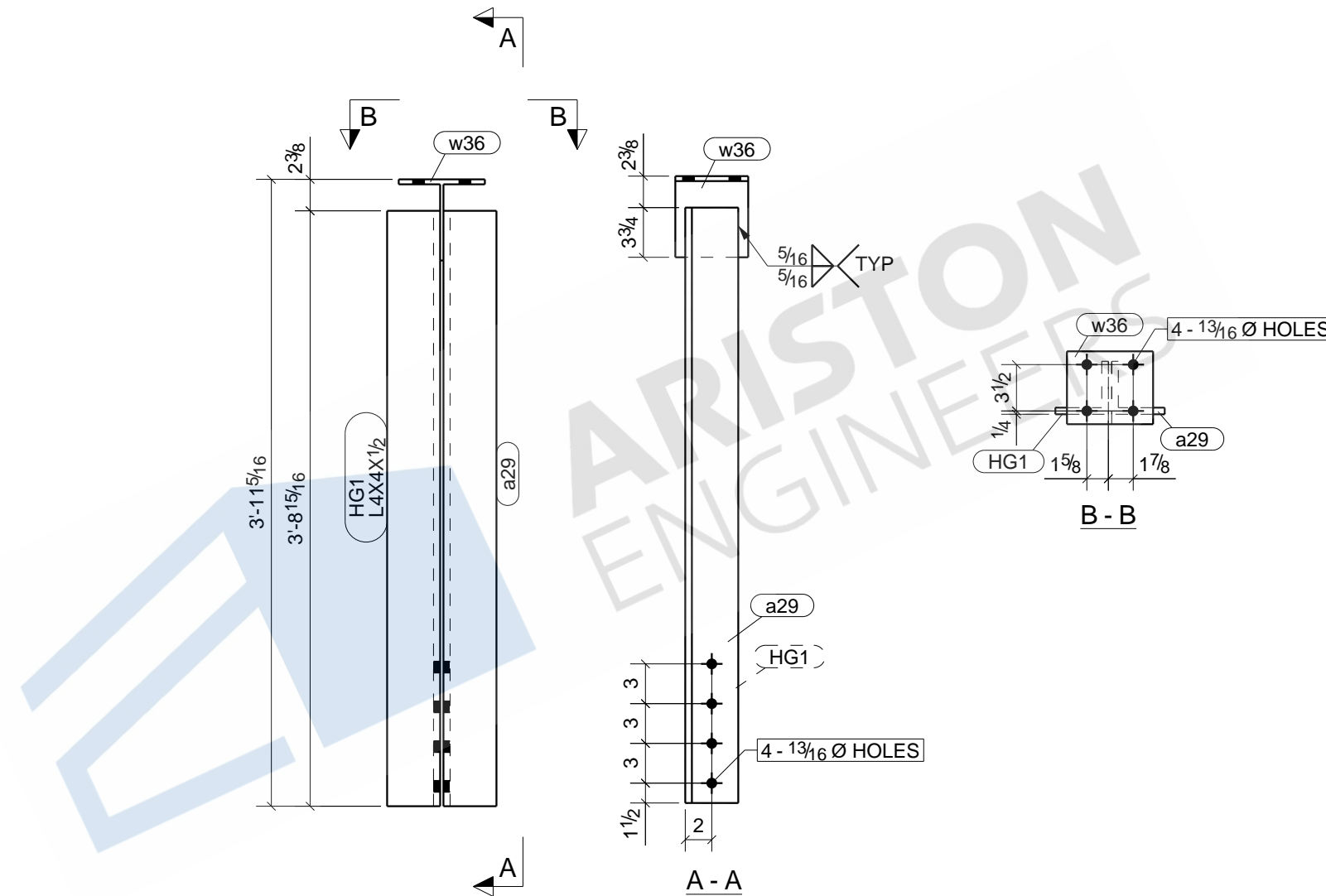


ONE - GABLE LINTEL - GBL2

BOLT : 3/4" A325N UNO		MATERIAL	
HOLES : 13/16" UNO		W SHAPES = A992	
WELD : E-70XX		TUBES = A500 (46 KSI)	
FINISH : SHOP PRIME		SHOP PREP PER SPECS	
REVISIONS		ITEM	GBL2 - GABLE LINTEL
NO	DESCRIPTION	DATE	JOB A NEW CONVENIENCE STORE FOR EXPRESS MART
		ARCH	
		CONTR	
DWN : ARP		DATE:	CHK'D:ASM
JOB#			DATE:
		DWG NO.	GBL2

BILL OF MATERIAL

MARK	QTY	DESCRIPTION	LENGTH	WEIGHT	REMARKS
HG1	2	HANGERS			SQ-2
HG1	2	L4X4X1/2	3'-8 15/16"	96	SHOP PRIME A36
a29	2	L4X4X1/2	3'-8 15/16"	96	A36
w36	2	WT6X13	0'-5 1/2"	12	A992
TOTAL WEIGHT THIS DRAWING				203	

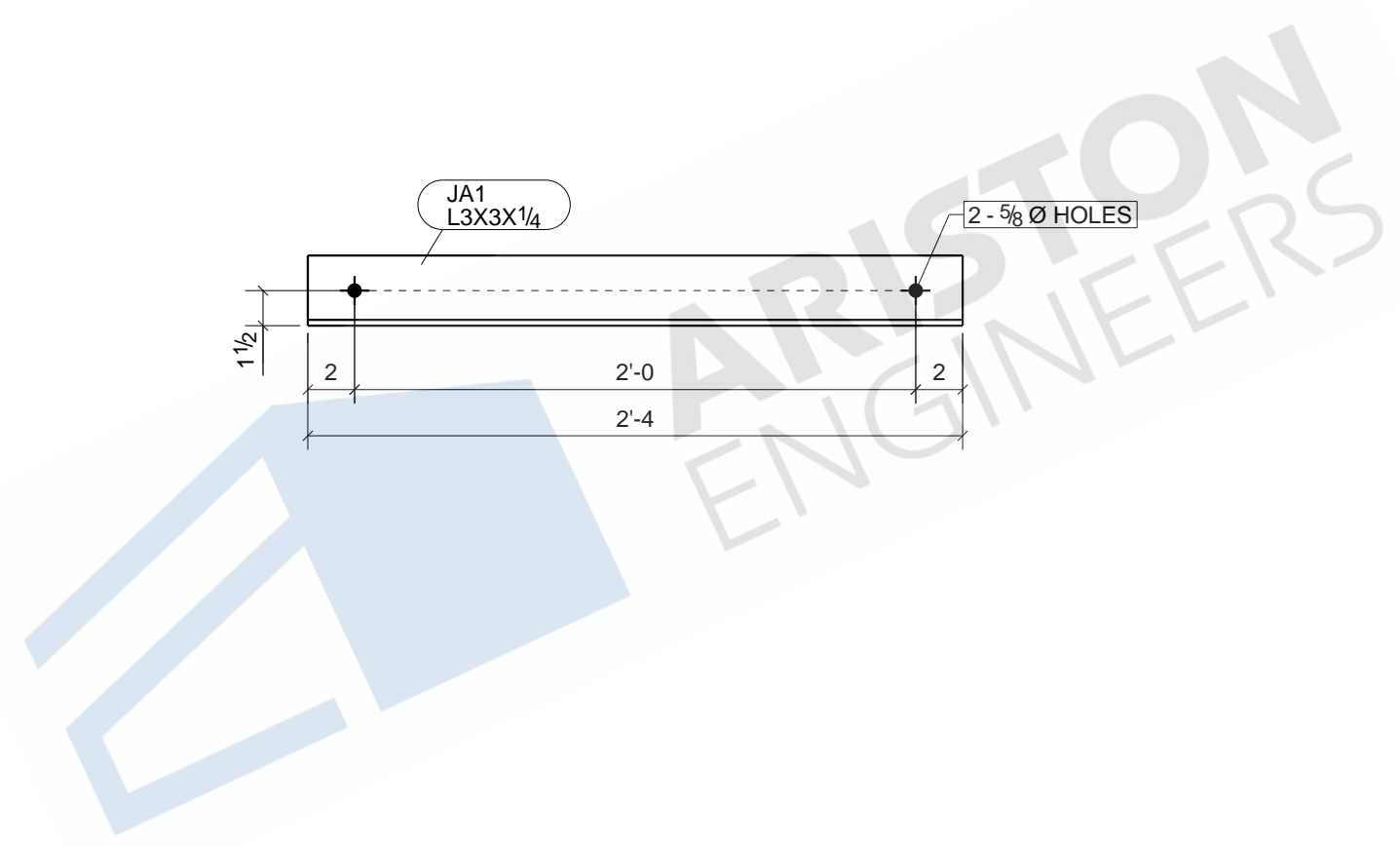
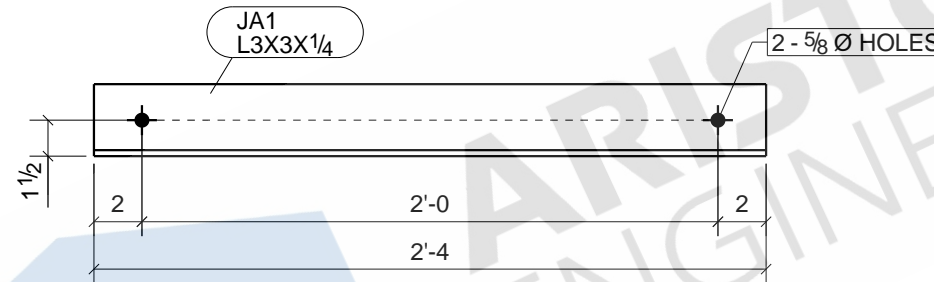


2 - HANGERS - HG1

BOLT : 3/4" A325N UNO		MATERIAL	
HOLES : 13/16" UNO		W SHAPES = A992	
WELD : E-70XX		TUBES = A500 (46 KSI)	
		SHOP PREP PER SPECS	
FINISH : SHOP PRIME			
REVISIONS		ITEM	HG1 - HANGER
NO	DESCRIPTION	DATE	JOB
			A NEW CONVENIENCE STORE FOR EXPRESS MART
			ARCH
			CONTR
	DWN : ARP	DATE:	CHK'D:ASM
	JOB#		DATE:
		DWG NO.	HG1

BILL OF MATERIAL

MARK	QTY	DESCRIPTION	LENGTH	WEIGHT	REMARKS
JA1	6	JOIST ANGLES			SQ-2
JA1	6	L3X3X1/4	2'-4"	69	SHOP PRIME A36
TOTAL WEIGHT THIS DRAWING				69	

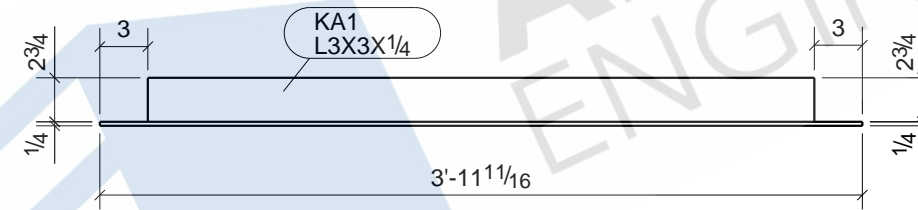


6 - JOIST ANGLES - JA1

BOLT : 3/4" A325N UNO		MATERIAL	
HOLES : 13/16" UNO		W SHAPES = A992 TUBES = A500 (46 KSI) SHOP PREP PER SPECS	
WELD : E-70XX		FINISH : SHOP PRIME	
REVISIONS		ITEM	JA1 - JOIST ANGLE
NO	DESCRIPTION	DATE	JOB A NEW CONVENIENCE STORE FOR EXPRESS MART
		ARCH	
		CONTR	
		DWN : ARP	DATE:
		CHK'D: ASM	DATE:
		JOB#	DWG NO. JA1

BILL OF MATERIAL

MARK	QTY	DESCRIPTION	LENGTH	WEIGHT	REMARKS
KA1	13	KICKER ANGLES			SQ-2
KA1	13	L3X3X1/4	3'-11 11/16"	253	SHOP RPIME A36
TOTAL WEIGHT THIS DRAWING				253	



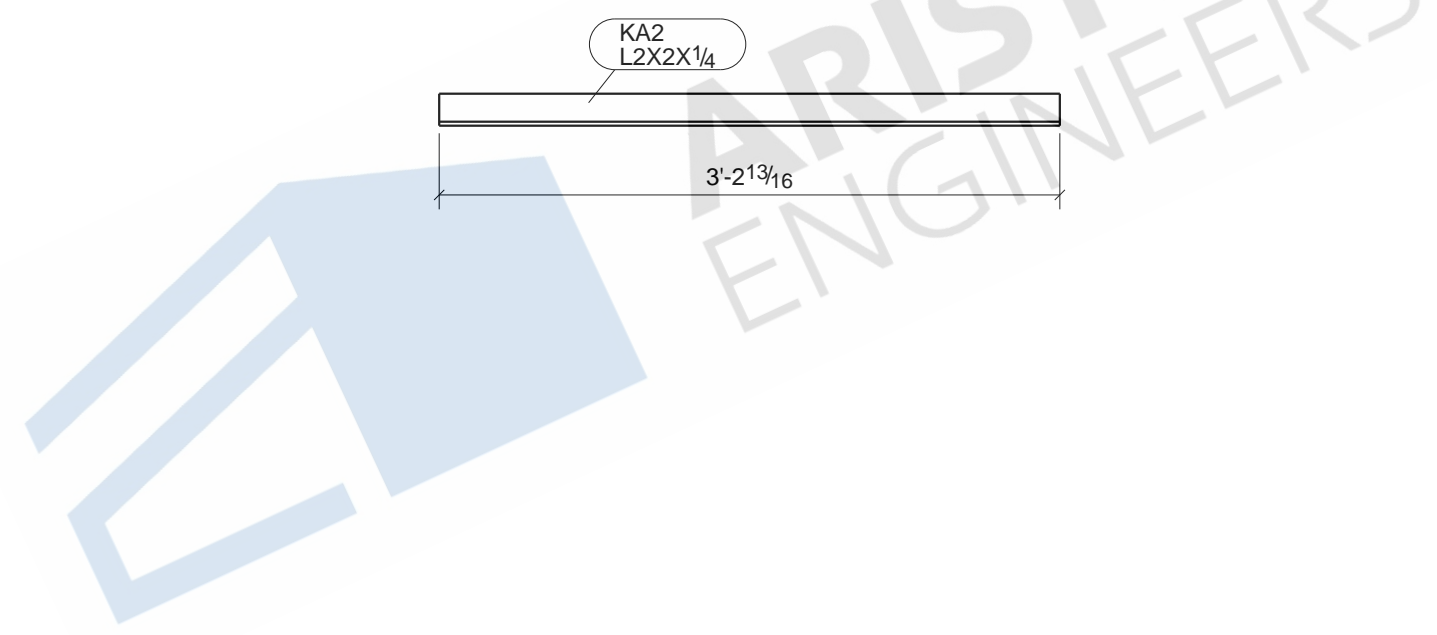
ARISTON
ENGINEERS

BOLT : 3/4" A325N UNO		MATERIAL	
HOLES : 13/16" UNO		W SHAPES = A992 TUBES = A500 (46 KSI) SHOP PREP PER SPECS	
WELD : E-70XX		FINISH : SHOP RPIME	
REVISIONS		ITEM	KA1 - KICKER ANGLE
NO	DESCRIPTION	DATE	JOB A NEW CONVENIENCE STORE FOR EXPRESS MART
		ARCH	
		CONTR	
		DWN : ARP	DATE:
		CHK'D: ASM	DATE:
		JOB#	DWG NO. KA1

13 - KICKER ANGLES - KA1

BILL OF MATERIAL

MARK	QTY	DESCRIPTION	LENGTH	WEIGHT	REMARKS
KA2	22	KICKER ANGLES			SQ-2
KA2	22	L2X2X1/4	3'-2 13/16"	228	SHOP PRIME A36
TOTAL WEIGHT THIS DRAWING				228	

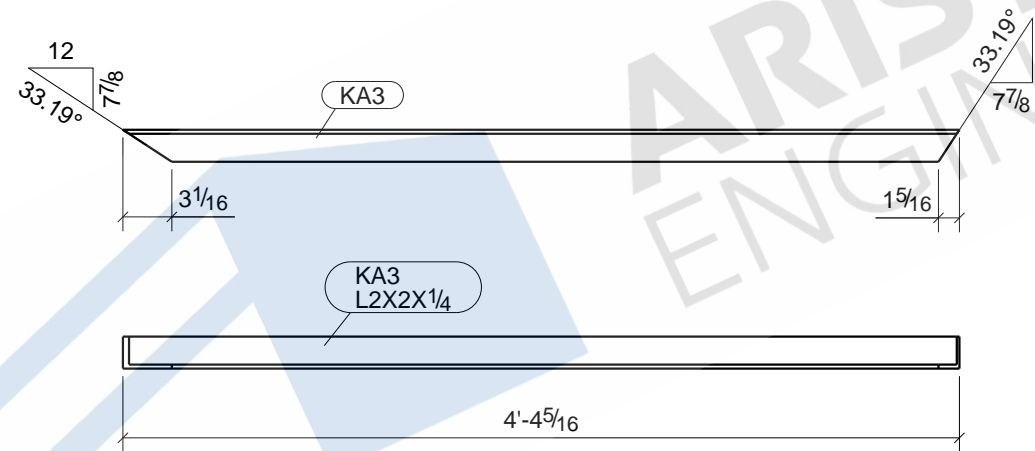


22 - KICKER ANGLES - KA2

BOLT : 3/4" A325N UNO		MATERIAL	
HOLES : 13/16" UNO		W SHAPES = A992 TUBES = A500 (46 KSI) SHOP PREP PER SPECS	
WELD : E-70XX		FINISH : SHOP PRIME	
REVISIONS		ITEM	KA2 - KICKER ANGLE
NO	DESCRIPTION	DATE	JOB A NEW CONVENIENCE STORE FOR EXPRESS MART
		ARCH	
		CONTR	
		DWN : ARP	DATE:
		CHK'D: ASM	DATE:
		JOB#	DWG NO. KA2

BILL OF MATERIAL

MARK	QTY	DESCRIPTION	LENGTH	WEIGHT	REMARKS
KA3	12	KICKER ANGLES			BEV-2
KA3	12	L2X2X1/4	4'-4 5/16"	168	SHOP PRIME A36
TOTAL WEIGHT THIS DRAWING				168	

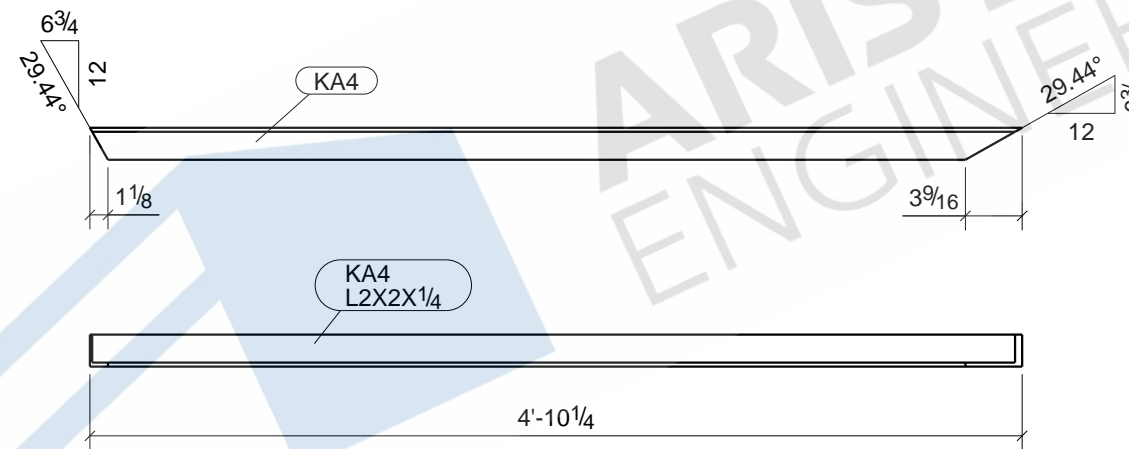


12 - KICKER ANGLES - KA3

BOLT : 3/4" A325N UNO		MATERIAL	
HOLES : 13/16" UNO		W SHAPES = A992 TUBES = A500 (46 KSI) SHOP PREP PER SPECS	
WELD : E-70XX		FINISH : SHOP PRIME	
REVISIONS		ITEM	KA3 - KICKER ANGLE
NO	DESCRIPTION	DATE	JOB A NEW CONVENIENCE STORE FOR EXPRESS MART
		ARCH	
		CONTR	
		DWN : ARP	DATE:
		CHK'D: ASM	DATE:
		JOB#	DWG NO. KA3

BILL OF MATERIAL

MARK	QTY	DESCRIPTION	LENGTH	WEIGHT	REMARKS
KA4	12	KICKER ANGLES			BEV-2
KA4	12	L2X2X1/4	4'-10 1/4"	187	SHOP PRIME A36
TOTAL WEIGHT THIS DRAWING				187	

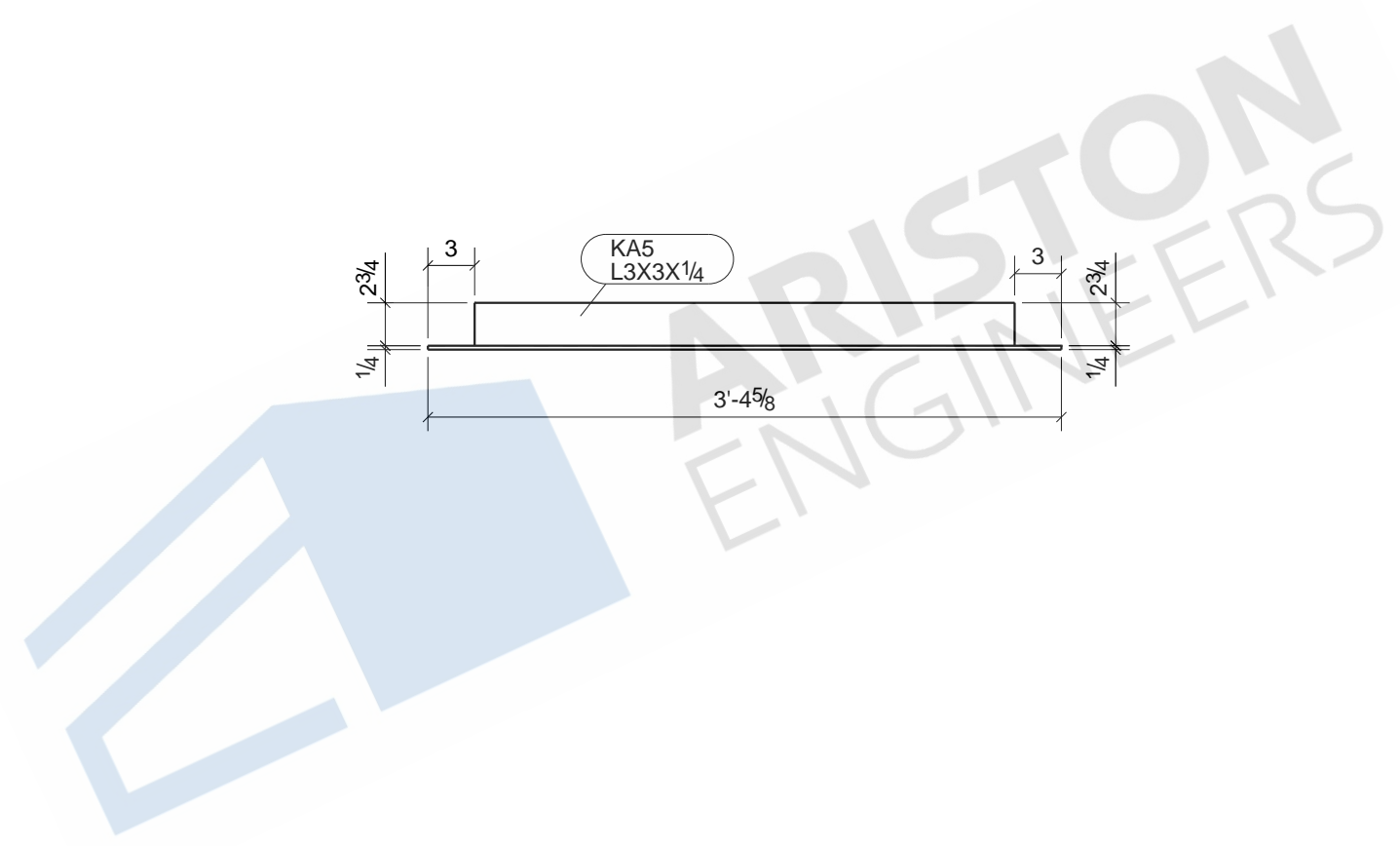
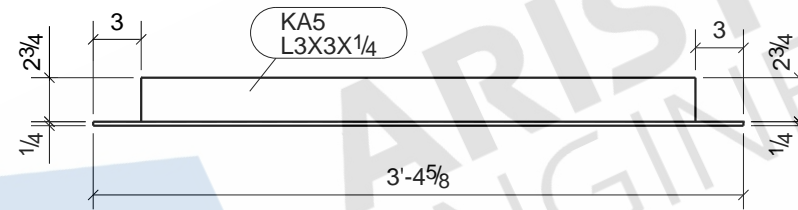


12 - KICKER ANGLES - KA4

BOLT : 3/4" A325N UNO		MATERIAL	
HOLES : 13/16" UNO		W SHAPES = A992 TUBES = A500 (46 KSI) SHOP PREP PER SPECS	
WELD : E-70XX		FINISH : SHOP PRIME	
REVISIONS		ITEM	KA4 - KICKER ANGLE
NO	DESCRIPTION	DATE	JOB : A NEW CONVENIENCE STORE FOR EXPRESS MART
		ARCH	
		CONTR	
DWN : ARP		DATE:	CHK'D: ASM DATE:
JOB#		DWG NO.	KA4

BILL OF MATERIAL

MARK	QTY	DESCRIPTION	LENGTH	WEIGHT	REMARKS
KA5	13	KICKER ANGLES			SQ-2
KA5	13	L3X3X1/4	3'-4 5/8"	216	SHOP RPIME A36
TOTAL WEIGHT THIS DRAWING				216	


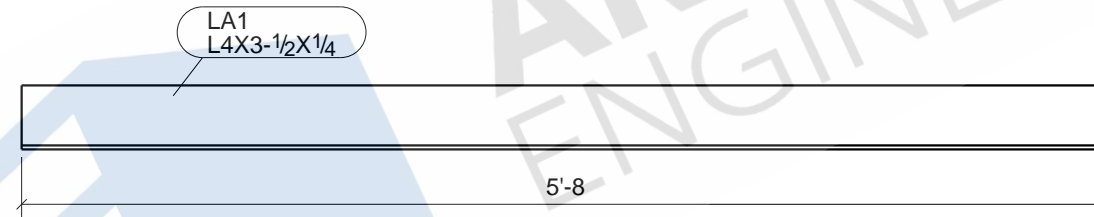


BOLT : 3/4" A325N UNO		MATERIAL	
HOLES : 13/16" UNO		W SHAPES = A992 TUBES = A500 (46 KSI) SHOP PREP PER SPECS	
WELD : E-70XX		FINISH : SHOP RPIME	
REVISIONS		ITEM	KA5 - KICKER ANGLE
NO	DESCRIPTION	DATE	JOB A NEW CONVENIENCE STORE FOR EXPRESS MART
		ARCH	
		CONTR	
		DWN : ARP	DATE:
		CHK'D: ASM	DATE:
		JOB#	DWG NO. KA5

13 - KICKER ANGLES - KA5

BILL OF MATERIAL

MARK	QTY	DESCRIPTION	LENGTH	WEIGHT	REMARKS
LA1	1	LINTEL ANGLE			SQ-2
LA1	1	L4X3-1/2X1/4	5'-8"	35	SHOP PRIME A36
TOTAL WEIGHT THIS DRAWING				35	





BOLT : 3/4" A325N UNO		MATERIAL	
HOLES : 13/16" UNO		W SHAPES = A992 TUBES = A500 (46 KSI) SHOP PREP PER SPECS	
WELD : E-70XX		FINISH : SHOP PRIME	
REVISIONS		ITEM	LA1 - LINTEL ANGLE
NO	DESCRIPTION	DATE	JOB A NEW CONVENIENCE STORE FOR EXPRESS MART
		ARCH	
		CONTR	
		DWN : ARP	DATE:
		CHK'D: ASM	DATE:
		JOB#	DWG NO. LA1

ONE - LINTEL ANGLE - LA1

BILL OF MATERIAL

MARK	QTY	DESCRIPTION	LENGTH	WEIGHT	REMARKS
LA2	1	LINTEL ANGLE			SQ-2
LA2	1	L7X4X3/8	13'-4"	182	SHOP PRIME A36
TOTAL WEIGHT THIS DRAWING				182	

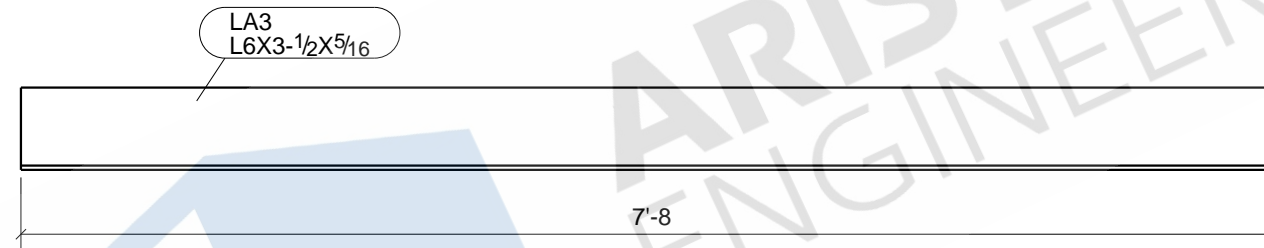


BOLT : 3/4" A325N UNO		MATERIAL	
HOLES : 13/16" UNO		W SHAPES = A992 TUBES = A500 (46 KSI) SHOP PREP PER SPECS	
WELD : E-70XX		FINISH : SHOP PRIME	
REVISIONS		ITEM	LA2 - LINTEL ANGLE
NO	DESCRIPTION	DATE	JOB A NEW CONVENIENCE STORE FOR EXPRESS MART
		ARCH	
		CONTR	
		DWN : ARP	DATE:
		CHK'D: ASM	DATE:
		JOB#	DWG NO. LA2

ONE - LINTEL ANGLE - LA2


BILL OF MATERIAL

MARK	QTY	DESCRIPTION	LENGTH	WEIGHT	REMARKS
LA3	1	LINTEL ANGLE			SQ-2
LA3	1	L6X3-1/2X5/16	7'-8"	75	SHOP PRIME A36
TOTAL WEIGHT THIS DRAWING				75	



LA3
L6X3-1/2X5/16

7'-8

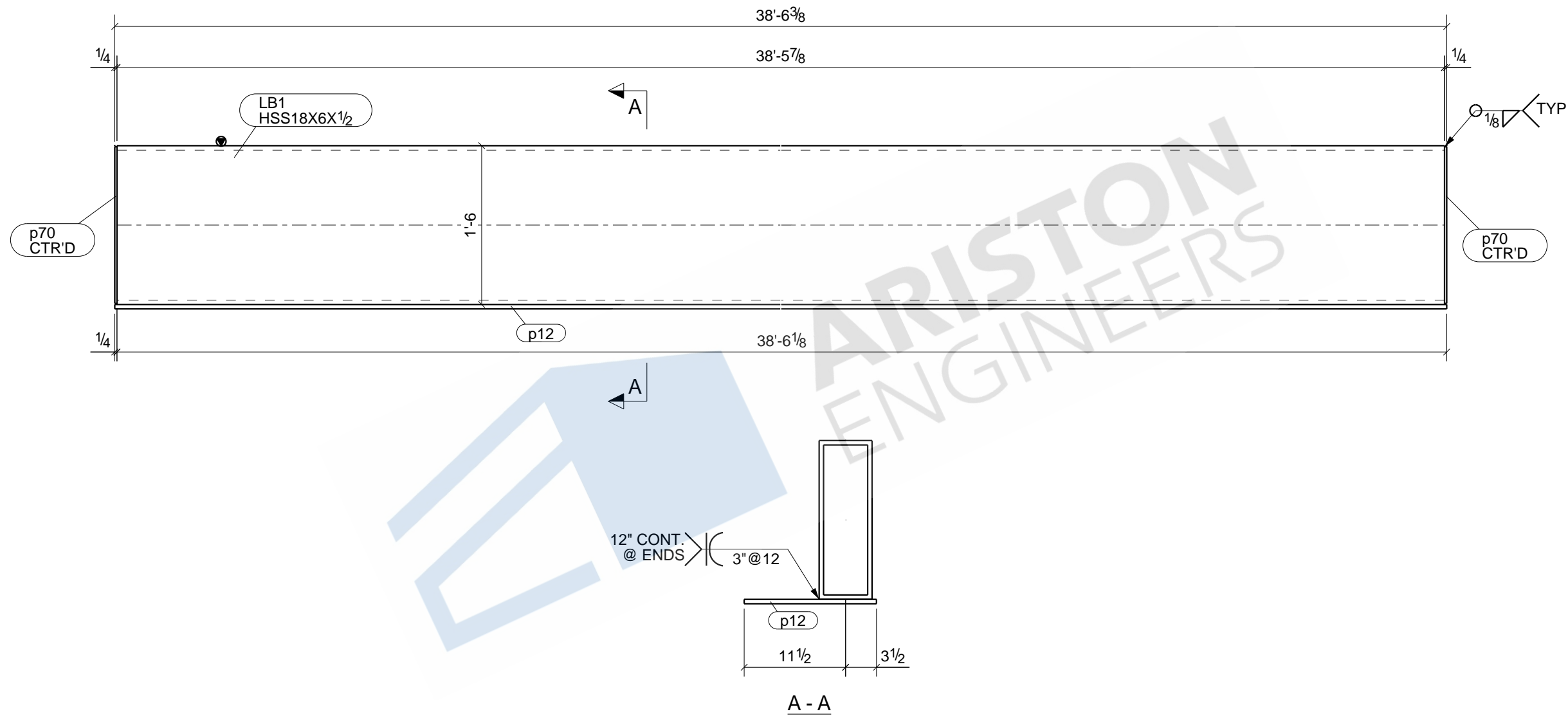


ONE - LINTEL ANGLE - LA3

BOLT : 3/4" A325N UNO		MATERIAL	
HOLES : 13/16" UNO		W SHAPES = A992	
WELD : E-70XX		TUBES = A500 (46 KSI)	
FINISH : SHOP PRIME		SHOP PREP PER SPECS	
REVISIONS		ITEM	LA3 - LINTEL ANGLE
NO	DESCRIPTION	DATE	JOB A NEW CONVENIENCE STORE FOR EXPRESS MART
		ARCH	
		CONTR	
DWN : ARP		DATE:	CHK'D:ASM DATE:
JOB#		DWG NO.	LA3

BILL OF MATERIAL

MARK	QTY	DESCRIPTION	LENGTH	WEIGHT	REMARKS
LB1	2	LINTEL BEAMS			SQ-2
LB1	2	HSS18X6X1/2	38'-5 7/8"	5475	SHOP PRIME A500-GR.C
p12	2	PL1/2"X15"	38'-6 3/8"	1967	A36
p70	4	PL1/4"X5 3/4"	1'-5 3/4"	29	A36
TOTAL WEIGHT THIS DRAWING				7471	

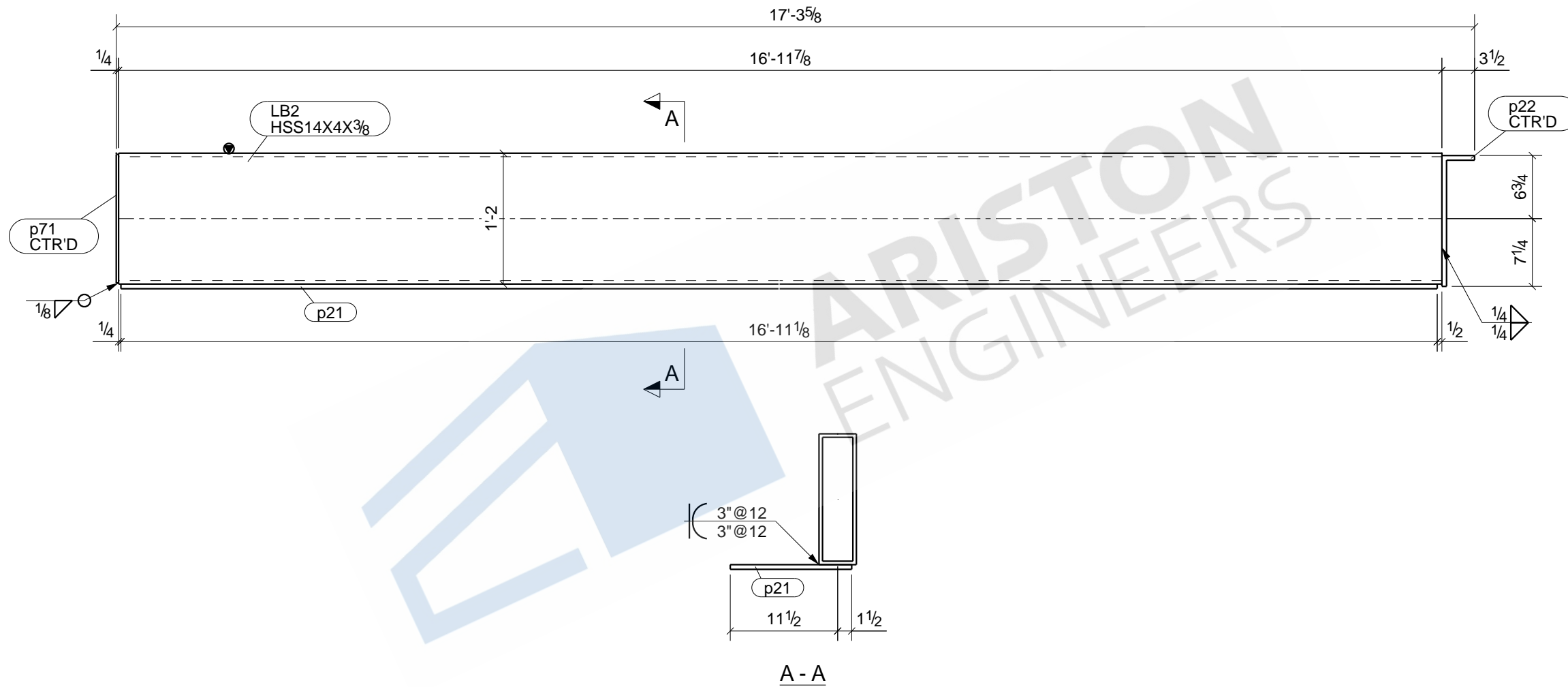


2 - LINTEL BEAMS - LB1

BOLT : 3/4" A325N UNO		MATERIAL	
HOLES : 13/16" UNO		W SHAPES = A992	
WELD : E-70XX		TUBES = A500 (46 KSI)	
FINISH : SHOP PRIME		SHOP PREP PER SPECS	
REVISIONS		ITEM	LB1 - LINTEL BEAM
NO	DESCRIPTION	DATE	JOB A NEW CONVENIENCE STORE FOR EXPRESS MART
		ARCH	
		CONTR	
		DWN : ARP	DATE:
		CHK'D: ASM	DATE:
		JOB#	DWG NO. LB1

BILL OF MATERIAL

MARK	QTY	DESCRIPTION	LENGTH	WEIGHT	REMARKS
LB2	1	LINTEL BEAM			SQ-2
LB2	1	HSS14X4X3/8	16'-11 7/8"	682	SHOP PRIME A500-GR.C
p21	1	PL1/2"X13"	16'-11 1/8"	374	A36
p22	1	PL1/2"X4 1/2"	1'-4 1/2"	11	A36
p71	1	PL1/4"X3 3/4"	1'-1 3/4"	4	A36
TOTAL WEIGHT THIS DRAWING				1071	

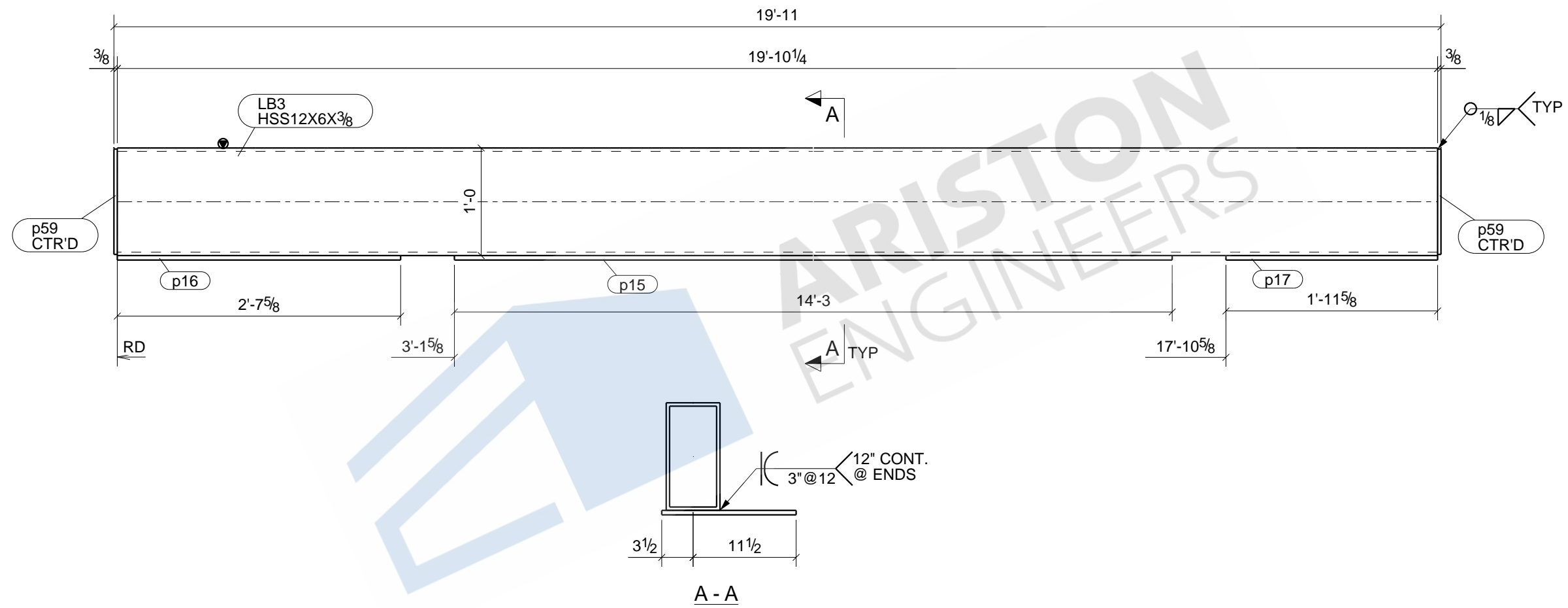


BOLT : 3/4" A325N UNO		MATERIAL	
HOLES : 13/16" UNO		W SHAPES = A992	
WELD : E-70XX		TUBES = A500 (46 KSI)	
FINISH : SHOP PRIME		SHOP PREP PER SPECS	
REVISIONS		ITEM	LB2 - LINTEL BEAM
NO	DESCRIPTION	DATE	JOB A NEW CONVENIENCE STORE FOR EXPRESS MART
			ARCH
			CONTR
	DWN : ARP	DATE:	CHK'D:ASM DATE:
	JOB#		DWG NO. LB2

ONE - LINTEL BEAM - LB2

BILL OF MATERIAL

MARK	QTY	DESCRIPTION	LENGTH	WEIGHT	REMARKS
LB3	1	LINTEL BEAM			SQ-2
LB3	1	HSS12X6X3/8	19'-10 1/4"	797	SHOP PRIME A500-GR.C
p15	1	PL1/2"X15"	14'-3"	364	A36
p16	1	PL1/2"X15"	2'-7 5/8"	67	A36
p17	1	PL1/2"X15"	1'-11 5/8"	50	A36
p59	2	PL3/8"X5 3/4"	0'-11 3/4"	14	A36
TOTAL WEIGHT THIS DRAWING				1293	

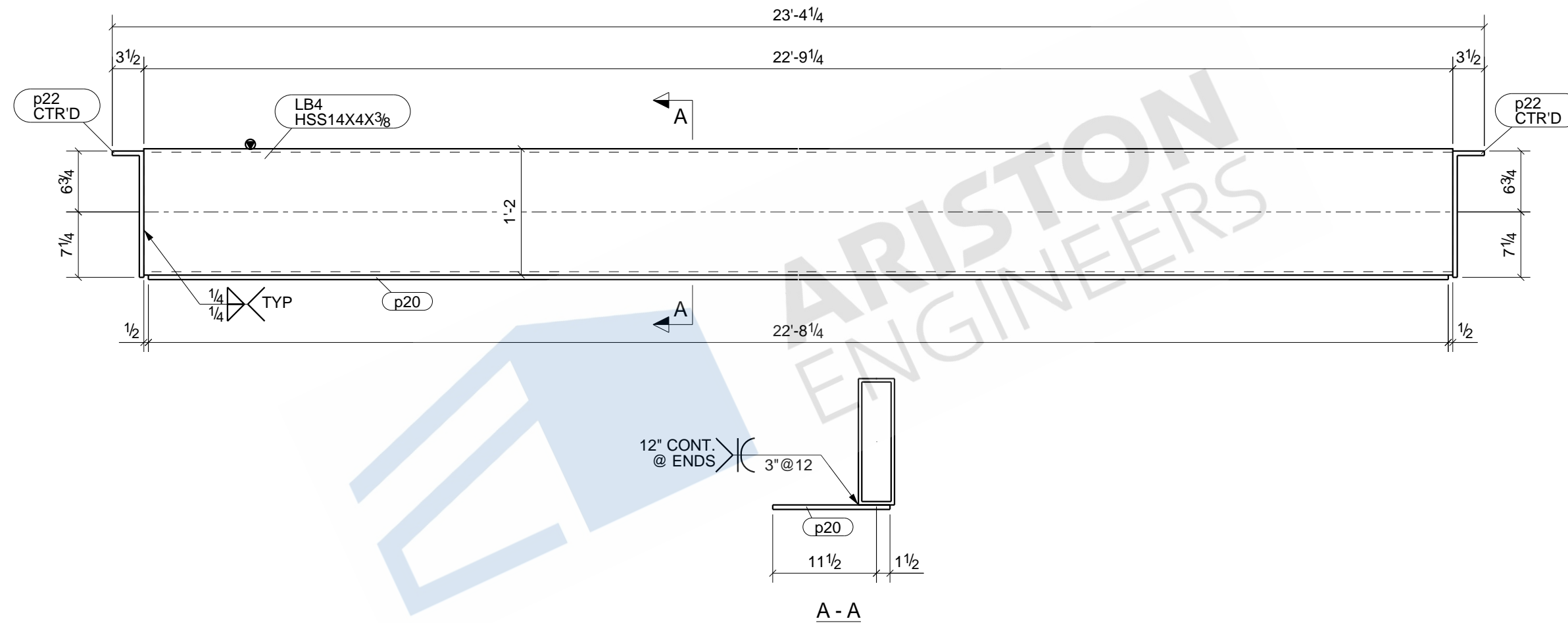


ONE - LINTEL BEAM - LB3

BOLT : 3/4" A325N UNO		MATERIAL	
HOLES : 13/16" UNO		W SHAPES = A992	
WELD : E-70XX		TUBES = A500 (46 KSI)	
FINISH : SHOP PRIME		SHOP PREP PER SPECS	
REVISIONS		ITEM	LB3 - LINTEL BEAM
NO	DESCRIPTION	DATE	JOB
			A NEW CONVENIENCE STORE FOR EXPRESS MART
			ARCH
			CONTR
	DWN : ARP	DATE:	CHK'D:ASM
	JOB#		DATE:
		DWG NO.	LB3

BILL OF MATERIAL

MARK	QTY	DESCRIPTION	LENGTH	WEIGHT	REMARKS
LB4	1	LINTEL BEAM			SQ-2
LB4	1	HSS14X4X3/8	22'-9 1/4"	914	SHOP PRIME A500-GR.C
p20	1	PL1/2"X13"	22'-8 1/4"	502	A36
p22	2	PL1/2"X4 1/2"	1'-4 1/2"	22	A36
TOTAL WEIGHT THIS DRAWING				1438	

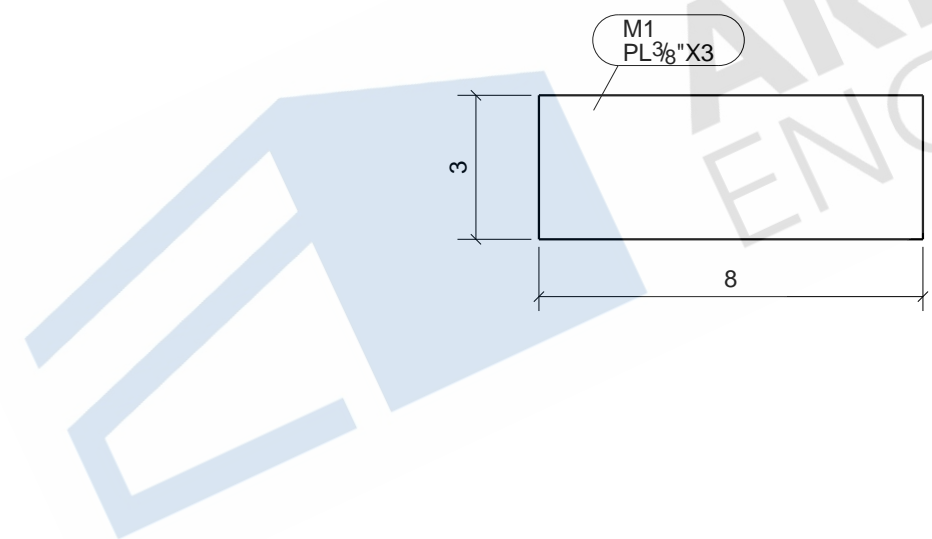


ONE - LINTEL BEAM - LB4

BOLT : 3/4" A325N UNO		MATERIAL	
HOLES : 13/16" UNO		W SHAPES = A992	
WELD : E-70XX		TUBES = A500 (46 KSI)	
FINISH : SHOP PRIME		SHOP PREP PER SPECS	
REVISIONS		ITEM	LB4 - LINTEL BEAM
NO	DESCRIPTION	DATE	JOB A NEW CONVENIENCE STORE FOR EXPRESS MART
		ARCH	
		CONTR	
DWN : ARP		DATE:	CHK'D:ASM
JOB#			DATE:
		DWG NO.	LB4

BILL OF MATERIAL

MARK	QTY	DESCRIPTION	LENGTH	WEIGHT	REMARKS
M1	4	PLATES			SQ-2
M1	4	PL3/8"X3"	0'-8"	10	SHOP PRIME A36
TOTAL WEIGHT THIS DRAWING				10	

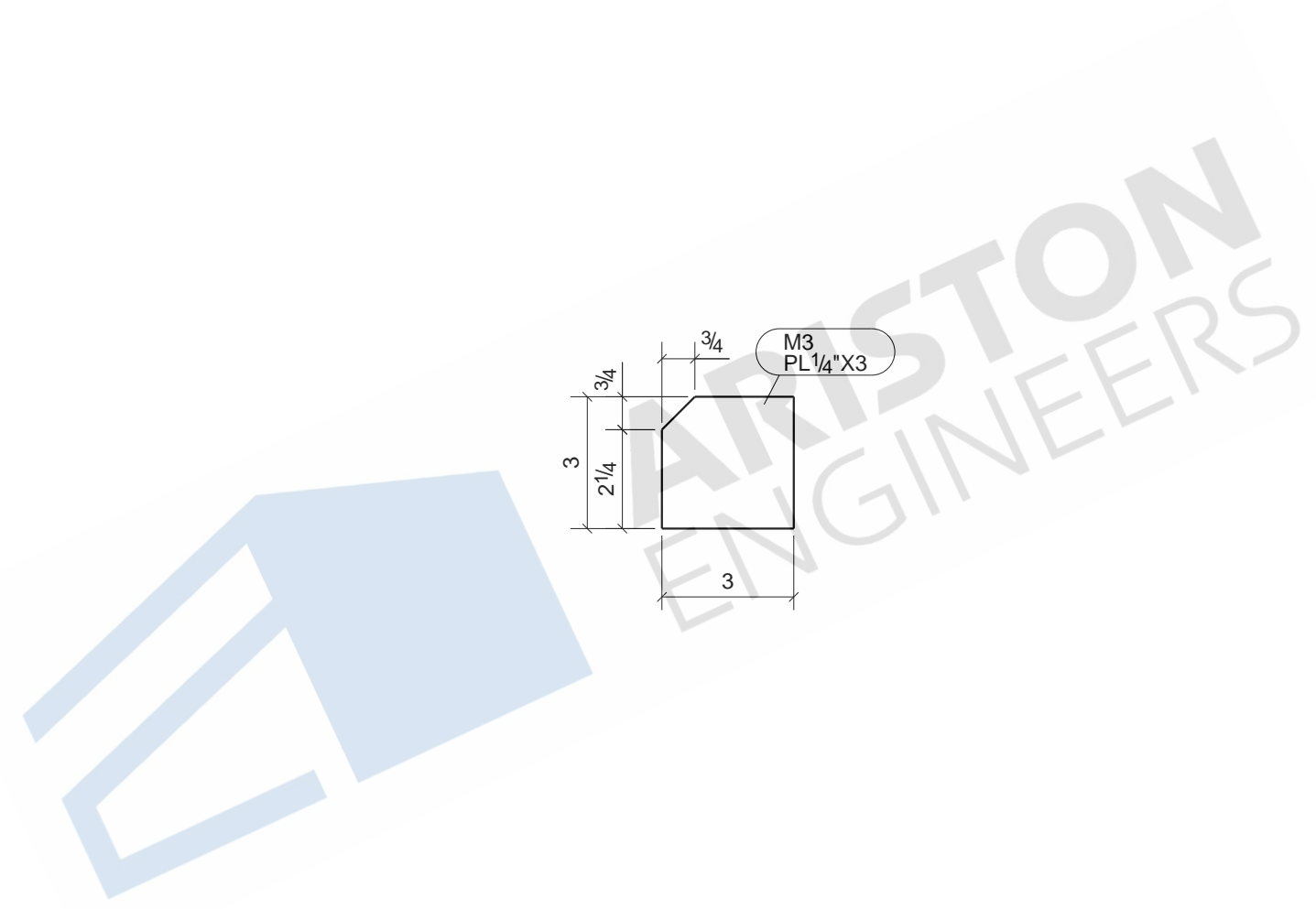
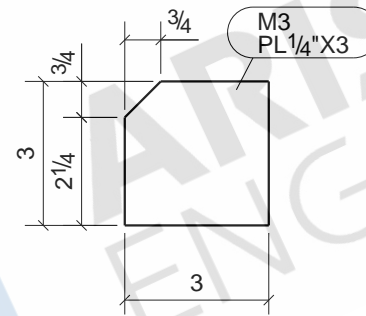


4 - PLATES - M1

BOLT : 3/4" A325N UNO		MATERIAL	
HOLES : 13/16" UNO		W SHAPES = A992	
WELD : E-70XX		TUBES = A500 (46 KSI)	
FINISH : SHOP PRIME		SHOP PREP PER SPECS	
REVISIONS		ITEM	M1 - PLATE
NO	DESCRIPTION	DATE	JOB A NEW CONVENIENCE STORE FOR EXPRESS MART
			ARCH
			CONTR
	DWN : ARP	DATE:	CHK'D:ASM DATE:
	JOB#		DWG NO. M1

BILL OF MATERIAL

MARK	QTY	DESCRIPTION	LENGTH	WEIGHT	REMARKS
M3	21	PLATES			SQ-2
M3	21	PL1/4"X3"	0'-3"	13	SHOP PRIME A36
TOTAL WEIGHT THIS DRAWING				13	

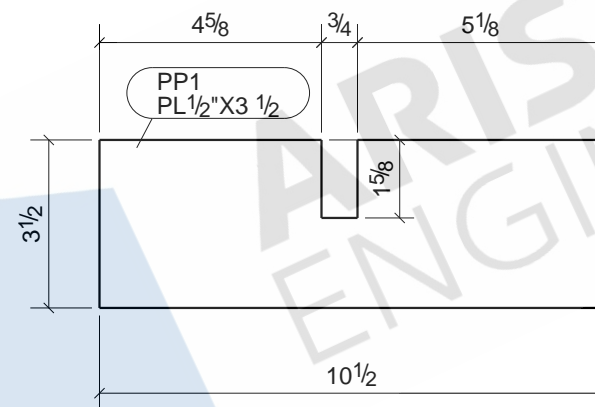


21 - PLATES - M3

BOLT : 3/4" A325N UNO		MATERIAL	
HOLES : 13/16" UNO		W SHAPES = A992	
WELD : E-70XX		TUBES = A500 (46 KSI)	
FINISH : SHOP PRIME		SHOP PREP PER SPECS	
REVISIONS		ITEM	M3 - PLATE
NO	DESCRIPTION	DATE	JOB A NEW CONVENIENCE STORE FOR EXPRESS MART
		ARCH	
		CONTR	
DWN : ARP		DATE:	CHK'D:ASM DATE:
JOB#		DWG NO.	M3

BILL OF MATERIAL

MARK	QTY	DESCRIPTION	LENGTH	WEIGHT	REMARKS
PP1	2	PLATES			SQ-2
PP1	2	PL1/2"X3 1/2"	0'-10 1/2"	10	SHOP PRIME A36
TOTAL WEIGHT THIS DRAWING				10	

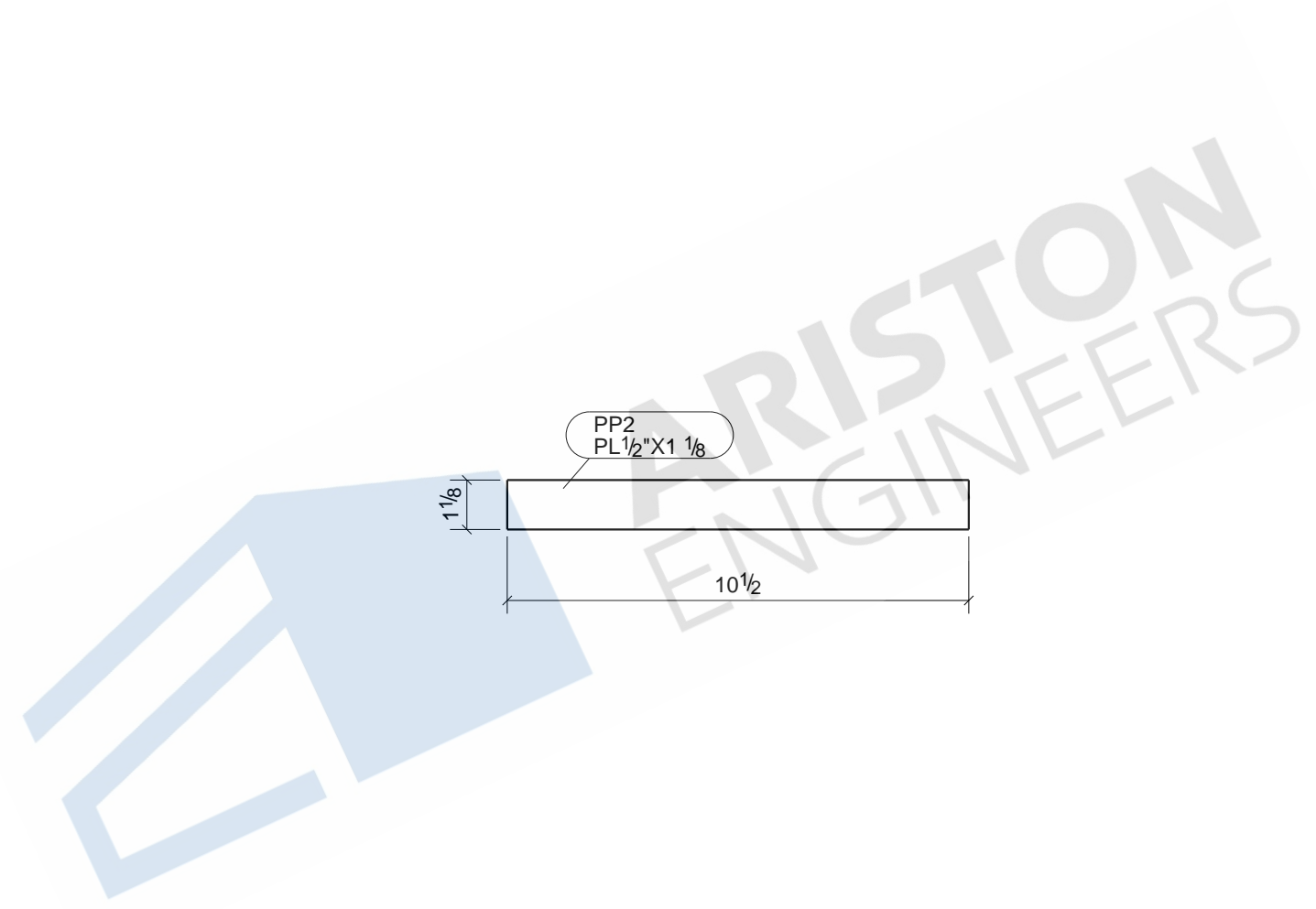


2 - PLATES - PP1

BOLT : 3/4" A325N UNO		MATERIAL	
HOLES : 13/16" UNO		W SHAPES = A992	
WELD : E-70XX		TUBES = A500 (46 KSI)	
FINISH : SHOP PRIME		SHOP PREP PER SPECS	
REVISIONS		ITEM	PP1 - PLATE
NO	DESCRIPTION	DATE	JOB A NEW CONVENIENCE STORE FOR EXPRESS MART
			ARCH
			CONTR
	DWN : ARP	DATE:	CHK'D:ASM DATE:
	JOB#		DWG NO. PP1

BILL OF MATERIAL

MARK	QTY	DESCRIPTION	LENGTH	WEIGHT	REMARKS
PP2	2	PLATES			SQ-2
PP2	2	PL1/2"X1 1/8"	0'-10 1/2"	3	SHOP PRIME A36
TOTAL WEIGHT THIS DRAWING				3	



PP2
PL 1/2"X1 1/8"

1 1/8

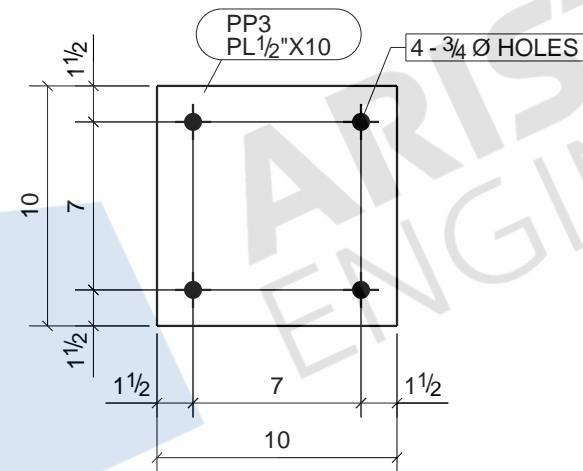
10 1/2

2 - PLATES - PP2

BOLT : 3/4" A325N UNO		MATERIAL	
HOLES : 13/16" UNO		W SHAPES = A992	
WELD : E-70XX		TUBES = A500 (46 KSI)	
FINISH : SHOP PRIME		SHOP PREP PER SPECS	
REVISIONS		ITEM	PP2 - PLATE
NO	DESCRIPTION	DATE	JOB A NEW CONVENIENCE STORE FOR EXPRESS MART
		ARCH	
		CONTR	
DWN : ARP		DATE:	CHK'D:ASM
JOB#			DATE:
		DWG NO.	PP2

BILL OF MATERIAL

MARK	QTY	DESCRIPTION	LENGTH	WEIGHT	REMARKS
PP3	4	PLATES			SQ-2
PP3	4	PL1/2"X10"	0'-10"	57	GALV A36
TOTAL WEIGHT THIS DRAWING				57	

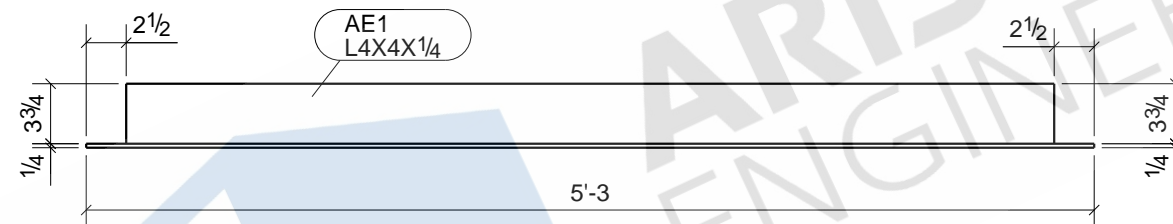


4 - PLATES - PP3

BOLT : 3/4" A325N UNO		MATERIAL	
HOLES : 13/16" UNO		W SHAPES = A992 TUBES = A500 (46 KSI) SHOP PREP PER SPECS	
WELD : E-70XX		FINISH : GALV	
REVISIONS		ITEM	PP3 - PLATE
NO	DESCRIPTION	DATE	JOB A NEW CONVENIENCE STORE FOR EXPRESS MART
			ARCH
			CONTR
	DWN : ARP	DATE:	CHK'D: ASM DATE:
	JOB#		DWG NO. PP3

BILL OF MATERIAL

MARK	QTY	DESCRIPTION	LENGTH	WEIGHT	REMARKS
AE1	6	SUPPORT ANGLES			SQ-2
AE1	6	L4X4X1/4	5'-3"	207	GALV A36
TOTAL WEIGHT THIS DRAWING				207	

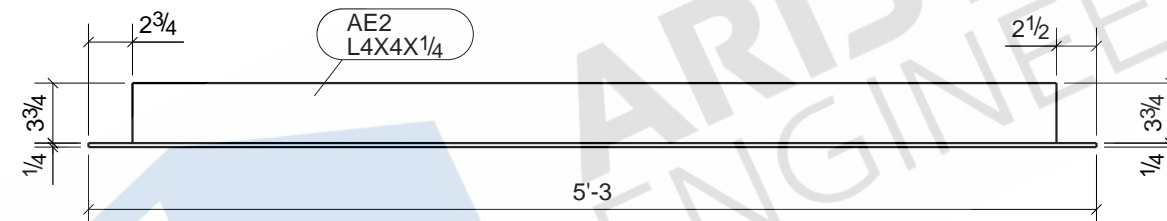


6 - SUPPORT ANGLES - AE1

BOLT : 3/4" A325N UNO		MATERIAL	
HOLES : 13/16" UNO		W SHAPES = A992 TUBES = A500 (46 KSI) SHOP PREP PER SPECS	
WELD : E-70XX		FINISH : GALV	
REVISIONS		ITEM	AE1 - SUPPORT ANGLE
NO	DESCRIPTION	DATE	JOB
			A NEW CONVENIENCE STORE FOR EXPRESS MART
			ARCH
			CONTR
	DWN : ARP	DATE:	CHK'D: ASM
	JOB#		DATE:
		DWG NO.	AE1

BILL OF MATERIAL

MARK	QTY	DESCRIPTION	LENGTH	WEIGHT	REMARKS
AE2	3	SUPPORT ANGLES			SQ-2
AE2	3	L4X4X1/4	5'-3"	103	GALV A36
TOTAL WEIGHT THIS DRAWING				103	

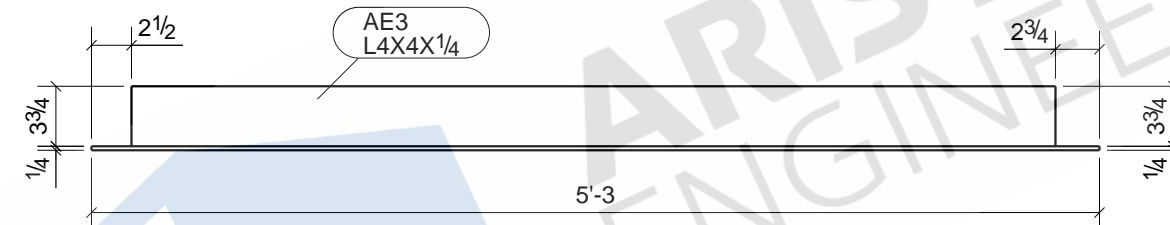


3 - SUPPORT ANGLES - AE2

BOLT : 3/4" A325N UNO		MATERIAL	
HOLES : 13/16" UNO		W SHAPES = A992 TUBES = A500 (46 KSI) SHOP PREP PER SPECS	
WELD : E-70XX		FINISH : GALV	
REVISIONS		ITEM	AE2 - SUPPORT ANGLE
NO	DESCRIPTION	DATE	JOB
			A NEW CONVENIENCE STORE FOR EXPRESS MART
			ARCH
			CONTR
	DWN : ARP	DATE:	CHK'D:ASM
	JOB#		DATE:
		DWG NO.	AE2

BILL OF MATERIAL

MARK	QTY	DESCRIPTION	LENGTH	WEIGHT	REMARKS
AE3	3	SUPPORT ANGLES			SQ-2
AE3	3	L4X4X1/4	5'-3"	103	GALV A36
TOTAL WEIGHT THIS DRAWING				103	



3 - SUPPORT ANGLES - AE3

BOLT : 3/4" A325N UNO		MATERIAL	
HOLES : 13/16" UNO		W SHAPES = A992 TUBES = A500 (46 KSI) SHOP PREP PER SPECS	
WELD : E-70XX		FINISH : GALV	
REVISIONS		ITEM	AE3 - SUPPORT ANGLE
NO	DESCRIPTION	DATE	JOB : A NEW CONVENIENCE STORE FOR EXPRESS MART
			ARCH
			CONTR
	DWN : ARP	DATE:	CHK'D: ASM DATE:
	JOB#		DWG NO. AE3